



OMR Janus Henderson UK Alpha

Fund objective

The OMR Janus Henderson UK Alpha fund invests solely in the Janus Henderson UK Alpha fund, a sub-fund of Janus Henderson Investment Fund OEIC, a UK authorised Open-Ended Investment Company, managed by Henderson Investment Funds Limited. The underlying fund aims to provide capital growth over the long term. The underlying fund invests at least 80% of its assets in a concentrated portfolio of shares of companies, of any size, in any industry, in the UK. The underlying fund invests into a relatively small number of assets, or into individual countries or a specific market sector. Such concentrated portfolios give rise to more risk than where investments are spread across a larger number of assets, countries or market sectors. The underlying fund invests in bonds or money market instruments (including deposits with banks or other financial institutions). The yield and/or value of the fund will fluctuate as interest rates change. There is a possibility of default, reducing capital values. Some of the investments in the underlying fund can be difficult to sell at times, which could affect the price of units. The RLL unit-linked fund tracks the performance of the underlying retail fund, and is prefixed with the term "OMR" in order to distinguish it from the underlying retail f... (Please refer to the Trustnet Factsheet or the Provider's Own Factsheet for the full Fund Objective)

Detailed fund information

Unit name OMR Janus Henderson UK Alpha

FE fundinfo Crown Rating 

Sector UK All Companies

Domicile United Kingdom

Fund currency GBX

Unit currency GBX

Launch date 12-Nov-2001

Fund size (as at 30-Sep-2021) £4.4m

Primary asset class Equity

Inc / Acc Accumulating

Price and charges

Bid price (as at 17-May-2024) GBX 244.10

Offer price (as at 17-May-2024) GBX 256.90

Initial charge n/a

Annual charge n/a

Codes

Citicode KS91

ISIN GB0031108763

Management information

Fund manager Neil Hermon

Start date 01-Feb-2013

Fund manager Indriatti Van Hien

Start date 01-May-2017

Address Old Mutual House, Portland Terrace, Southampton

Tel 0808 171 2626 (Main Number)

Website www.oldmutualwealth.co.uk

Email ask@omwealth.com

Past performance overview fund vs. sector



17/05/2019 - 17/05/2024 Powered by data from FE fundinfo

Cumulative performance (%)

	YTD	3m	6m	1y	3ys	5ys
OMR Janus Henderson UK Alpha	+8.8	+10.9	+17.8	+12.9	-3.7	+4.6
UK All Companies	+7.6	+8.8	+12.5	+9.7	+12.3	+20.9

Discrete performance (%)

	YTD	2023	2022	2021	2020	2019
OMR Janus Henderson UK Alpha	+8.8	+8.7	-23.2	+13.1	-4.3	+20.4
UK All Companies	+7.6	+6.7	-6.9	+13.6	-6.8	+18.3

Growth of £1000 over 3 years

Total return performance of the fund rebased to 1000. Your actual return would be reduced by the cost of buying and selling the fund, and inflation.




■ Fund

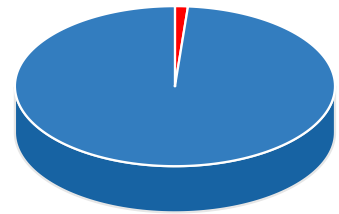
20/05/2021 - 17/05/2024 Powered by data from FE fundinfo

All prices in Pence Sterling (GBX) unless otherwise specified. Price performance figures are calculated on a bid price to bid price basis with net income (dividends) reinvested. Performance figures are shown in Sterling.



Source: FE fundinfo You should not use past performance as a suggestion of future performance. It should not be the main or sole reason for making an investment decision. The value of investments and any income from them can fall as well as rise. You may not get back the amount you invested. Tax concessions are not guaranteed their value will depend on individual circumstances and may change in the future. Fund performance data is based on a (bid to bid) basis and doesn't take into account fees and expenses which are specific to individual plans. Details are available on request.

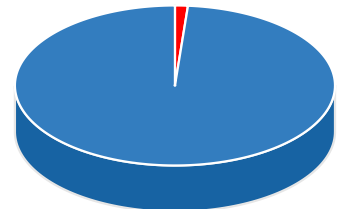
Asset allocation

Key	Rank	Asset class	% of Fund (31.03.2024)
A 	1	UK Equities	98.7
B 	2	Money Market	1.3



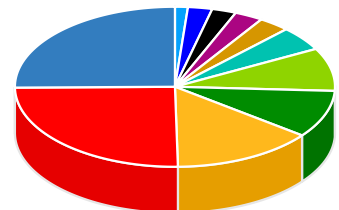
Regional breakdown

Key	Rank	Region	% of Fund (31.03.2024)
A 	1	United Kingdom	98.7
B 	2	Cash	1.3



Sector breakdown

Key	Rank	Sector	% of Fund (31.03.2024)
A 	1	Industrials	25.2
B 	2	Financials	25.1
C 	3	Consumer Discretionary	14.3
D 	4	Technology	9.6
E 	5	Energy	8.7
F 	6	Basic Materials	4.9
G 	7	Real Estate	3.2
H 	8	Telecommunications	2.9
I 	9	Consumer Staples	2.5
J 	10	Health Care	2.5
K 	11	Cash	1.3



Top ten holdings

Rank	Holding	% of Fund (31.03.2024)
1	Shell	7.2
2	RELX	4.9
3	Intermediate Capital Group	4.7
4	Paragon Banking Group	4.6
5	Rio Tinto	3.6
6	CRH	3.2
7	Ascential	3.2
8	Balfour Beatty	2.9
9	Oxford Instruments	2.6
10	Bellway	2.5