



UK Index Tracker

Fund objective

The fund aims to achieve capital growth for investors by closely tracking the performance of the FTSE All Share Index. It does so by investing directly in companies that make up the Index and via other transferable securities giving exposure to such companies. The fund may also invest in permitted money market instruments, permitted deposits, and units in collective investment schemes.

Detailed fund information

Unit name UK Index Tracker

FE fundinfo Crown Rating N/A

Sector UK All Companies

Domicile United Kingdom

Fund currency GBX

Unit currency GBX

Launch date 12-Jul-2010

Fund size (as at 31-Mar-2024) £33.5m

Primary asset class Equity

Inc / Acc Accumulating

Price and charges

Bid price (as at 17-May-2024) GBX 203.94

Offer price (as at 17-May-2024) GBX 214.68

Initial charge n/a

Annual charge 1.01%

Codes

Citicode KMF5

ISIN GB00B40Z3589

Management information

Fund manager Kieran Doyle

Start date 14-Mar-2016

Address AEGON Scottish Equitable,
Edinburgh Park, Edinburgh

Tel FA (Main Number)

Website <http://www.aegon.co.uk>

Email enquiries@aegon.co.uk

Past performance overview fund vs. sector



17/05/2019 - 17/05/2024 Powered by data from FE fundinfo

Cumulative performance (%)

	YTD	3m	6m	1y	3ys	5ys
UK Index Tracker	+7.6	+8.5	+11.8	+10.6	+21.8	+27.6
UK All Companies	+7.6	+8.0	+12.2	+9.3	+12.6	+21.2

Discrete performance (%)

	YTD	2023	2022	2021	2020	2019
UK Index Tracker	+7.6	+6.6	+0.6	+14.3	-8.6	+15.6
UK All Companies	+7.6	+6.7	-6.9	+13.6	-6.8	+18.3

Growth of £1000 over 3 years

Total return performance of the fund rebased to 1000. Your actual return would be reduced by the cost of buying and selling the fund, and inflation.




■ Fund

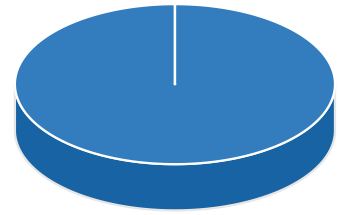
20/05/2021 - 17/05/2024 Powered by data from FE fundinfo

All prices in Pence Sterling (GBX) unless otherwise specified. Price performance figures are calculated on a bid price to bid price basis with net income (dividends) reinvested. Performance figures are shown in Sterling.


UK Index Tracker

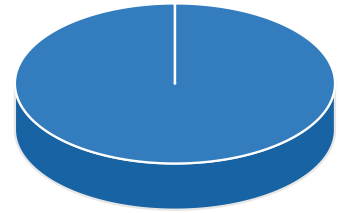
Asset allocation

Key	Rank	Asset class	% of Fund (30.04.2024)	% of Fund (31.03.2024)
A 	1(1)	UK Equities	100.0	(100.0)














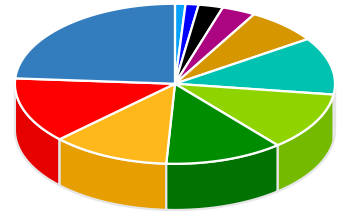
Regional breakdown

Key	Rank	Region	% of Fund (30.04.2024)	% of Fund (31.03.2024)
A 	1(1)	UK	100.0	(100.0)



Sector breakdown

Key	Rank	Sector	% of Fund (30.04.2024)	% of Fund (31.03.2024)
A 	1(1)	Financials	23.9	(23.8)
B 	2(2)	Consumer Staples	13.3	(13.5)
C 	3(5)	Health Care	12.0	(11.4)
D 	4(4)	Industrials	11.9	(12.5)
E 	5(3)	Consumer Discretionary	11.8	(12.5)
F 	6(6)	Energy	11.6	(11.0)
G 	7(7)	Basic Materials	7.3	(6.7)
H 	8(8)	Utilities	3.4	(3.5)
I 	9(9)	Real Estate	2.5	(2.6)
J 	10(10)	Technology	1.3	(1.4)
K 	11(11)	Telecommunications	1.1	(1.1)



Top ten holdings

Rank	Holding	% of Fund (30.04.2024)	% of Fund (31.03.2024)
1(1)	SHELL PLC	7.7	7.2
2(2)	ASTRAZENECA PLC	7.4	6.7
3(3)	HSBC HOLDINGS PLC	5.5	5.0
4(4)	UNILEVER PLC	4.3	4.2
5(5)	BP PLC	3.6	3.5
6(6)	GLAXOSMITHKLINE	2.8	2.9
7(7)	RELX PLC	2.6	2.8
8(8)	DIAGEO PLC	2.5	2.7
9(9)	RIO TINTO PLC	2.5	2.3
10(10)	GLENCORE PLC	2.4	2.2