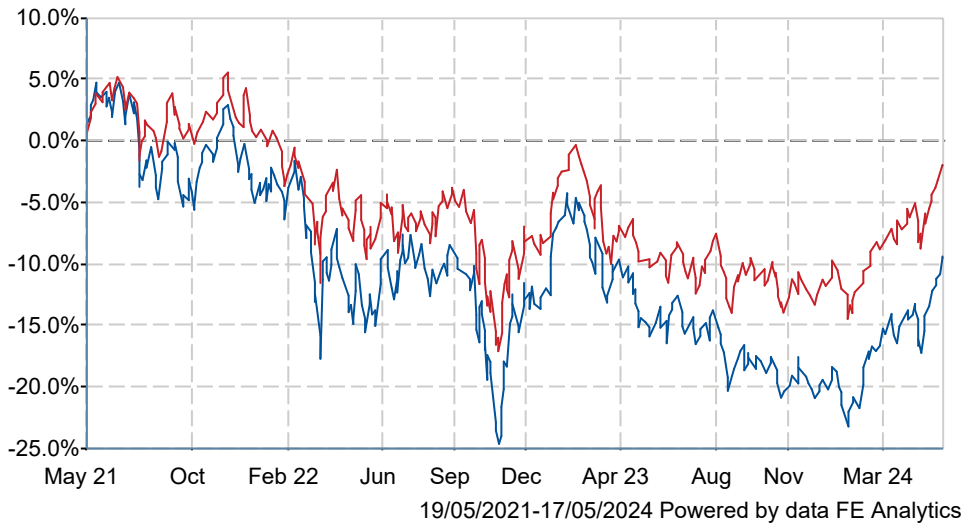


T. Rowe Price Asian Opportunities Equity Q GBP

What is the Fund's objective?

To increase the value of its shares over the long term through growth in the value of its investments

Cumulative Performance



	3m	6m	1yr	3yrs	5yrs
<div></div> T. Rowe Price Asian Opportunities Equity Q GBP	+8.8	+11.1	+6.3	-9.2	+26.9
<div></div> Equity - Asia Pacific ex Japan	+8.0	+9.9	+8.4	-2.2	+23.6
Rank within sector	68 / 168	75 / 167	113 / 163	102 / 151	58 / 135
Quartile	2	2	3	3	2

Fund Information

Sector	Equity - Asia Pacific ex Japan
Asset Class	Equity
Launch Date	21-May-2014
Fund Size	£132.4m / \$168.2m (15-May-2024)
Fund Manager	Jihong Min

How does FE fundinfo rate this fund?

FE fundinfo Crown Rating	<div><div></div><div></div><div></div><div></div><div></div></div>
AFI	NO
Risk Score	<div>n/a</div>

Investment Details

Initial Charge	n/a
Annual Charges	0.75%
Note to charges	n/a
Minimum Initial Investment	£ 1,000
Minimum Additional Investment	£ 100
Dividend Policy	Mar 18, Jun 18 (Final), Sep 18, Dec 18

Prices

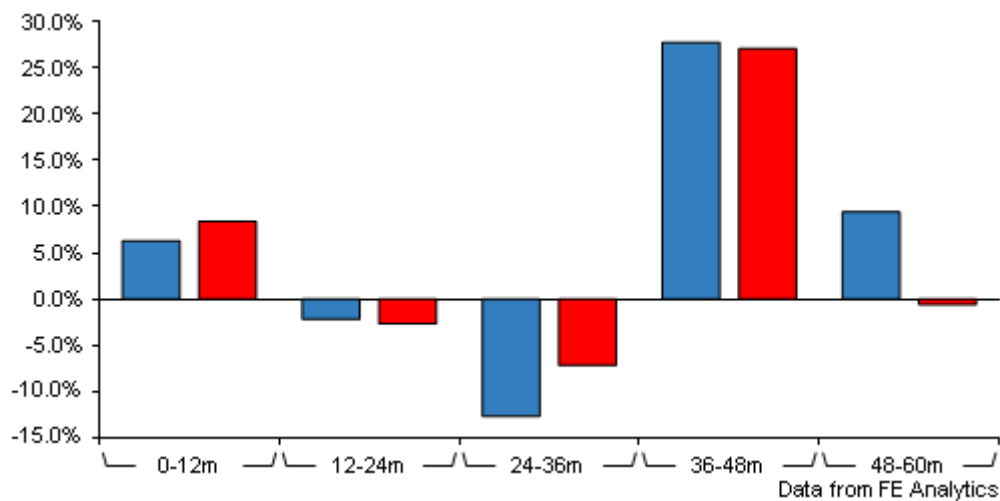
Unit Type	ACC
Mid	24.38(GBP)
Price Date	17 May 2024
Yield	n/a

Codes

Citicode	KJIG
SEDOL	BMW3NF6
ISIN	LU1044875489

T. Rowe Price Asian Opportunities Equity Q GBP

Discrete Performance



	0-12m	12m-24m	24m-36m	36m-48m	48m-60m
T. Rowe Price Asian Opportunities Equity Q GBP	+6.3	-2.2	-12.7	+27.8	+9.4
Equity - Asia Pacific ex Japan	+8.4	-2.7	-7.2	+27.1	-0.6
Rank within sector	113 / 163	80 / 159	108 / 151	82 / 140	19 / 135
Quartile	3	2	3	3	1

Price total return performance figures are calculated on a bid price to bid price basis (mid to mid where applicable) with gross income (dividends) reinvested. Performance figures are shown in Pound Sterling (GBP).

Contact Details

Address 60 Queen Victoria Street, London, UK, EC4N 4TZ

Telephone numbers 44 20 7651 8480 (Fax Number)
44 20 7651 8200 (Main Number)

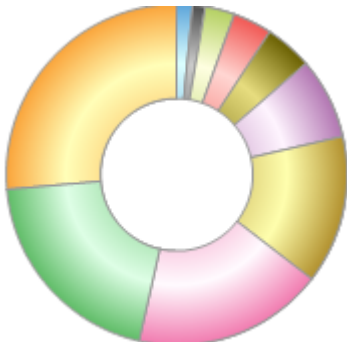
Website www.troweprice.com

Email ukintermediaries@troweprice.com

T. Rowe Price Asian Opportunities Equity Q GBP

Regional Breakdown (31 Mar 2024)

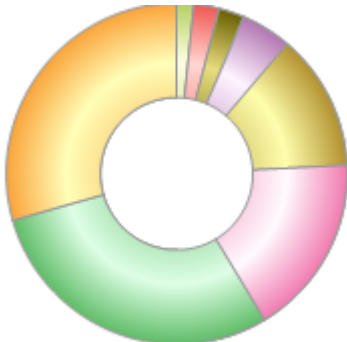
Rank	Regions	%
1	China	26.43
2	Taiwan	20.13
3	India	18.10
4	Korea	14.07
5	Indonesia	7.70
6	Hong Kong	4.45
7	Philippines	3.67
8	Singapore	2.80
9	Vietnam	1.17
10	Others	1.48



Powered by data from FE fundinfo

Sector Breakdown (31 Mar 2024)

Rank	Sectors	%
1	Information Technology	29.34
2	Financials	29.10
3	Consumer Discretionary	17.06
4	Communications	12.90
5	Consumer Staples	4.81
6	Materials	2.41
7	Services	2.38
8	Real Estate	1.55



Powered by data from FE fundinfo

Top Holdings (31 Mar 2024)

Rank	Largest Holdings	%
1	SAMSUNG ELECTRONICS CO LTD	8.56
2	TAIWAN SEMICONDUCTOR-SP ADR	6.34
3	TENCENT HOLDINGS LTD	6.13
4	MEDIATEK INC	4.14
5	AXIS BANK LTD	3.72
6	ASE TECHNOLOGY HOLDING CO LTD	3.72
7	ICICI BANK LTD	3.64
8	BANK CENTRAL ASIA TBK PT	3.56
9	TAIWAN SEMICONDUCTOR MANUFAC	3.03
10	AIA GROUP LTD	2.66