

HSBC S&P 500 UCITS ETF USD

What is the Fund's objective?

The investment objective of the Fund is to replicate the performance of the S&P 500® Index (the "Index"), while minimising as far as possible the tracking error between the Fund's performance and that of the Index. The Index is a free float adjusted market-capitalisation index designed to measure large cap US equity market performance. In seeking to achieve its investment objective, the Fund will aim to invest in securities included in the Index in the same proportions in which they are included in the Index.

Cumulative Performance



	3m	6m	1yr	3yrs	5yrs
HSBC S&P 500 UCITS ETF USD	+5.4	+15.9	+27.0	+47.3	+99.6

Fund Information

Benchmark	n/a
Asset Class	Equity
Launch Date	14-May-2010
Fund Size	£5,357.5m / \$6,806.1m (16-May-2024)

How does FE fundinfo rate this fund?

FE fundinfo Passive Rating	★★★★★P
Risk Score	113

Investment Details

Initial Charge	0.00%
Annual Charges	0.09%
Note to charges	Initial Charges: max.;
Dividend Policy	Jan 21, Jul 21 (Final)

Prices

Unit Type	INC
Mid	53.56(USD)
Price Date	16 May 2024

Codes

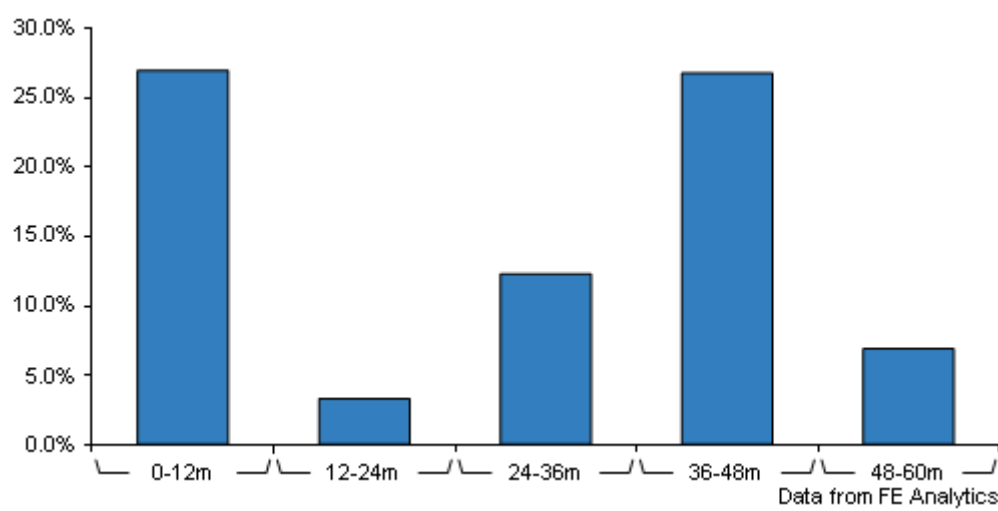
Citicode	KFE4
SEDOL	BW4PZK9
ISIN	IE00B5KQNG97

Contact Details

Address	25/28, North Wall Quay, IFSC, Dublin 1, Ireland, Ireland
Telephone numbers	353 1 649 2000 (Main Number)
Website	www.global.assetmanagement.hsbc.com

HSBC S&P 500 UCITS ETF USD

Discrete Performance



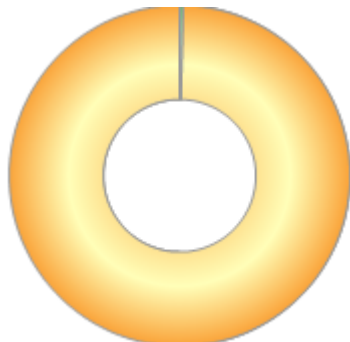
	0-12m	12m-24m	24m-36m	36m-48m	48m-60m
HSBC S&P 500 UCITS ETF USD	+27.0	+3.3	+12.3	+26.8	+6.9

Price total return performance figures are calculated on a mid price to mid price basis. Performance figures are shown in Pound sterling (GBP) performance figures can be rebased to fund's native currency using the rebasing option with gross income (dividends) reinvested.

HSBC S&P 500 UCITS ETF USD

Asset Allocation (31 Mar 2024)

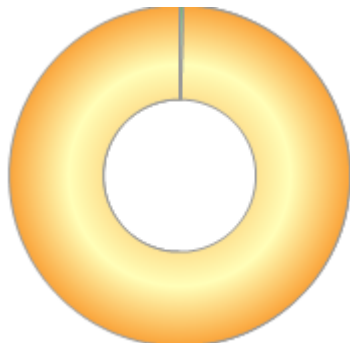
Rank	Asset Classes	%
1	United States Equities	99.69
2	Cash & Others	0.31



Powered by data from FE fundinfo

Regional Breakdown (31 Mar 2024)

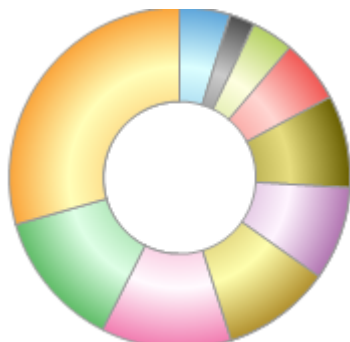
Rank	Regions	%
1	United States	99.69
2	Cash & Others	0.31



Powered by data from FE fundinfo

Sector Breakdown (31 Mar 2024)

Rank	Sectors	%
1	Information Technology	29.45
2	Financials	13.11
3	Health Care	12.38
4	Consumer Discretionary	10.30
5	Communication Services	8.94
6	Industrials	8.77
7	Consumer Staples	5.96
8	Energy	3.95
9	Materials	2.36
10	Others	4.78



Powered by data from FE fundinfo

Top Holdings (31 Mar 2024)

Rank	Largest Holdings	%
1	Microsoft Corp	7.06
2	Apple Inc	5.64

HSBC S&P 500 UCITS ETF USD

Rank	Largest Holdings	%
3	NVIDIA Corp	5.04
4	Amazon.com Inc	3.72
5	Alphabet Inc	3.72
6	Meta Platforms Inc	2.42
7	Berkshire Hathaway Inc	1.73
8	Eli Lilly & Co	1.40
9	Broadcom Inc	1.32
10	JPMorgan Chase & Co	1.31