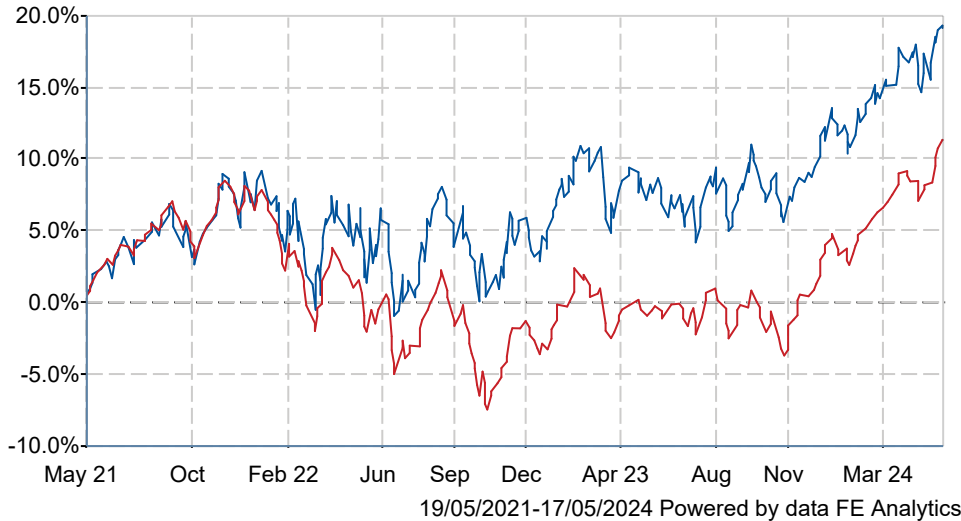




# Jupiter Merlin Balanced Portfolio I Acc

## What is the Fund's objective?

To provide a return, through a combination of capital growth and income, net of fees, over the long term (at least five years).

## Cumulative Performance





	3m	6m	1yr	3yrs	5yrs
 Jupiter Merlin Balanced Portfolio I Acc	+4.1	+9.7	+10.3	+18.2	+36.8
 IA Mixed Investment 40-85% Shares	+5.2	+10.6	+11.7	+11.1	+28.7
Rank within sector	177 / 218	164 / 218	160 / 213	37 / 196	44 / 169
Quartile	4	4	3	1	2

## Fund Information

Sector	IA Mixed Investment 40-85% Shares
Asset Class	Mixed Asset
Launch Date	01-Oct-2002
Fund Size	£2,038.6m / \$2,589.8m (17-May-2024)
Fund Manager	John Chatfeild-Roberts  Amanda Sillars  David Lewis  George Fox

## How does FE fundinfo rate this fund?

Alpha Manager Rating	John Chatfeild-Roberts
FE fundinfo Crown Rating	
AFI	NO
Risk Score	

## Other ratings

Morningstar Analyst Rating	<b>Neutral</b> <sup>™</sup>
----------------------------	-----------------------------

## Investment Details

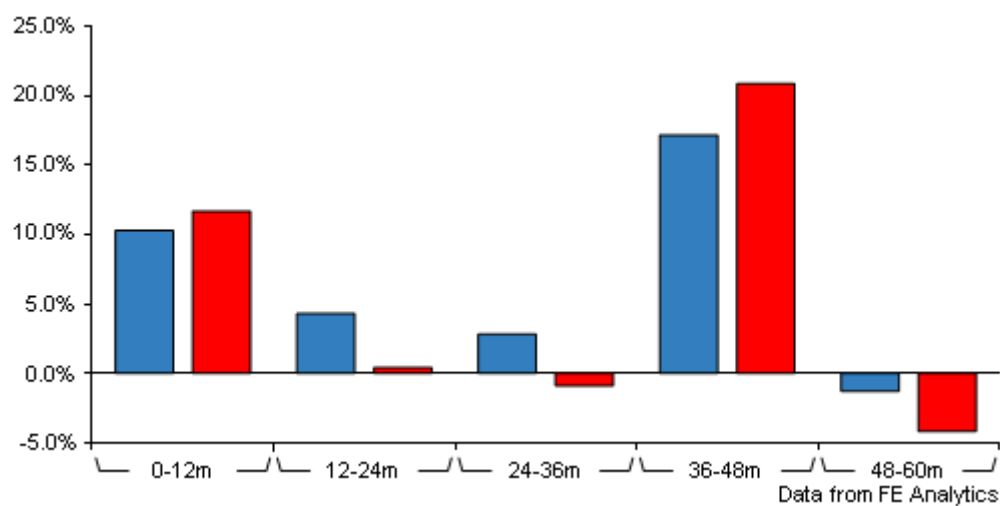
Initial Charge	0.00%
Annual Charges	n/a
Note to charges	n/a
Minimum Initial Investment	£ 1,000,000
Minimum Additional Investment	£ 50,000
Dividend Policy	Jun 01 (Final), Dec 01

## Prices

Unit Type	ACC
Mid	278.54(GBX)
Price Date	17 May 2024
Yield	2.59

# Jupiter Merlin Balanced Portfolio I Acc

## Discrete Performance



	0-12m	12m-24m	24m-36m	36m-48m	48m-60m
Jupiter Merlin Balanced Portfolio I Acc	+10.3	+4.3	+2.8	+17.2	-1.3
IA Mixed Investment 40-85% Shares	+11.7	+0.4	-0.9	+20.9	-4.2
Rank within sector	160 / 213	10 / 207	30 / 196	147 / 182	54 / 169
Quartile	3	1	1	4	2

All prices in Pence Sterling (GBX) unless otherwise specified. Price total return performance figures are calculated on a bid price to bid price basis (mid to mid for OEICs) with net income (dividends) reinvested. Performance figures are shown in Pound Sterling (GBP).

## Codes

Citicode	09PW
SEDOL	B4351D9
ISIN	GB00B4351D99

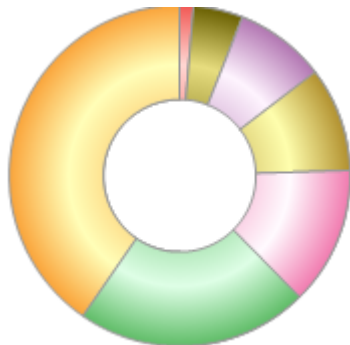
## Contact Details

Address	The Zig Zag Building, 70 Victoria Street, London, United Kingdom, SW1E 6SQ
Telephone numbers	+44 (0)20 3817 1000 (Dealing & Administration) +44 (0)20 3817 1063 (Main Number)
Website	<a href="http://www.jupiteram.com">www.jupiteram.com</a>
Email	<a href="mailto:clientservices@jupiteram.com">clientservices@jupiteram.com</a>

# Jupiter Merlin Balanced Portfolio I Acc

## Asset Allocation (31 Mar 2024)

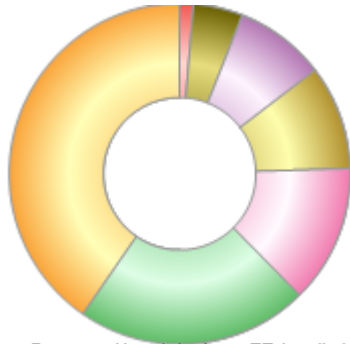
Rank	Asset Classes	%
1	Global Equities	40.40
2	UK Equities	22.00
3	Japanese Equities	13.10
4	Fixed Income	9.90
5	US Equities	8.60
6	Other	4.70
7	Cash	1.30



Powered by data from FE fundinfo

## Regional Breakdown (31 Mar 2024)

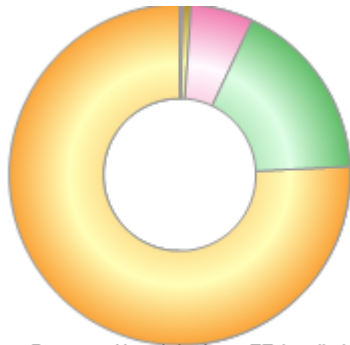
Rank	Regions	%
1	Global Equities	40.40
2	UK Equities	22.00
3	Japanese Equities	13.10
4	Fixed Income	9.90
5	US Equities	8.60
6	Other	4.70
7	Cash	1.30



Powered by data from FE fundinfo

## Sector Breakdown (31 Jan 2024)

Rank	Sectors	%
1	Others	75.74
2	Financials	17.15
3	Consumer Discretionary	5.93
4	Money Market	0.84
5	Basic Materials	0.34



Powered by data from FE fundinfo

## Top Holdings (31 Jan 2024)

Rank	Largest Holdings	%
1	Jupiter Global Value	15.24
2	Evenlode Income	11.14

# Jupiter Merlin Balanced Portfolio I Acc

Rank	Largest Holdings	%
3	Jupiter Income Trust	9.70
4	MAN GLG UK Income	8.35
5	Findlay Park America	8.15
6	Royal London Global Equity Income	7.57
7	Morant Wright Nippon Yield	6.17
8	Allianz Strategic Bond	5.93
9	Prevatt Global	5.18
10	Jupiter Global Sovereign Opportunities	5.11