



Phoenix Wealth iShares UK Gilts All Stocks Index

Fund objective

The Phoenix Wealth iShares UK Gilts All Stocks Index Fund invests in the iShares UK Gilts All Stocks Index Fund. The objective of the iShares UK Gilts All Stocks Index Fund is to provide a return on your investment by tracking closely the performance of the FTSE Actuaries UK Conventional Gilts All Stocks Index (the "Benchmark Index"). The Fund will invest in fixed income securities that make up the index.

Detailed fund information

Unit name Phoenix Wealth iShares UK Gilts All Stocks Index

FE fundinfo Passive Fund Rating

Sector UK Gilts

Domicile United Kingdom

Fund currency GBP

Unit currency GBP

Launch date 31-Oct-2013

Fund size (as at 17-May-2024) £12.1m

Primary asset class Fixed Interest

Inc / Acc Accumulating

Price and charges

Bid price (as at 17-May-2024) GBP 2.03

Offer price (as at 17-May-2024) GBP 2.03

Initial charge n/a

Annual charge 0.65%

Codes

Citicode JTAT

ISIN GB00BDSV4P89

Management information

Fund manager Francis Rayner

Start date 01-Feb-2021

Address 1 Wythall Green Way,
Wythall, Birmingham

Tel 0345 129 9993 (Main Number)

Website www.phoenixwealth.co.uk

Email SIPPenquiries@SIPP-phoenixwealth.co.uk

Past performance overview fund vs. sector



17/05/2019 - 17/05/2024 Powered by data from FE fundinfo

Cumulative performance (%)

	YTD	3m	6m	1y	3ys	5ys
Phoenix Wealth iShares UK Gilts All Stocks Index	-2.0	+1.1	+1.3	+0.7	-18.1	-16.4
UK Gilts	-2.3	+0.9	+1.5	+1.8	-20.0	-16.3

Discrete performance (%)

	YTD	2023	2022	2021	2020	2019
Phoenix Wealth iShares UK Gilts All Stocks Index	-2.0	+2.3	-19.6	-4.6	+6.4	+4.8
UK Gilts	-2.3	+2.3	-21.4	-4.7	+6.3	+7.6

Growth of £1000 over 3 years

Total return performance of the fund rebased to 1000. Your actual return would be reduced by the cost of buying and selling the fund, and inflation.





■ Fund

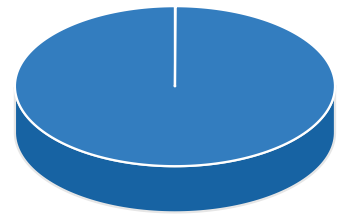
20/05/2021 - 17/05/2024 Powered by data from FE fundinfo

All prices in Pence Sterling (GBX) unless otherwise specified. Price performance figures are calculated on a bid price to bid price basis with net income (dividends) reinvested. Performance figures are shown in Sterling.



Phoenix Wealth iShares UK Gilts All Stocks Index

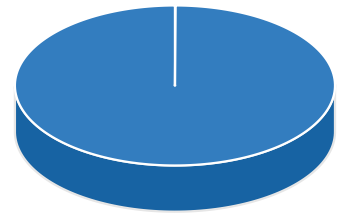
Asset allocation

Key	Rank	Asset class	% of Fund (30.04.2024)	% of Fund (31.03.2024)
A 	1(1)	UK Gilts	99.9	(100.0)
B 	2(2)	Money Market	0.1	(0.1)





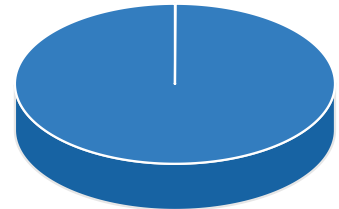
Regional breakdown

Key	Rank	Region	% of Fund (30.04.2024)	% of Fund (31.03.2024)
A 	1(1)	United Kingdom	99.9	(100.0)
B 	2(2)	Cash and Derivatives	0.1	(0.1)



Sector breakdown

Key	Rank	Sector	% of Fund (30.04.2024)	% of Fund (31.03.2024)
A 	1(1)	Government	99.9	(100.0)
B 	2(2)	Cash and Derivatives	0.1	(0.1)



Top ten holdings

Rank	Holding	% of Fund (30.04.2024)	% of Fund (31.03.2024)
1(1)	UK CONV GILT 4.75 12/07/2030	2.8	2.9
2(4)	UK CONV GILT 0.625 06/07/2025	2.8	2.5
3(3)	UK CONV GILT 1.5 07/22/2026	2.6	2.6
4(2)	UK CONV GILT 4.25 06/07/2032	2.6	2.6
5(7)	UK CONV GILT 2 09/07/2025	2.5	2.4
6(5)	UK CONV GILT 0.25 01/31/2025	2.4	2.4
7(-)	UK CONV GILT 1.625 10/22/2028	2.4	-
8(6)	UK CONV GILT 1.25 07/22/2027	2.4	2.4
9(-)	UK CONV GILT 3.5 10/22/2025	2.4	-
10(8)	UK CONV GILT 5 03/07/2025	2.4	2.3