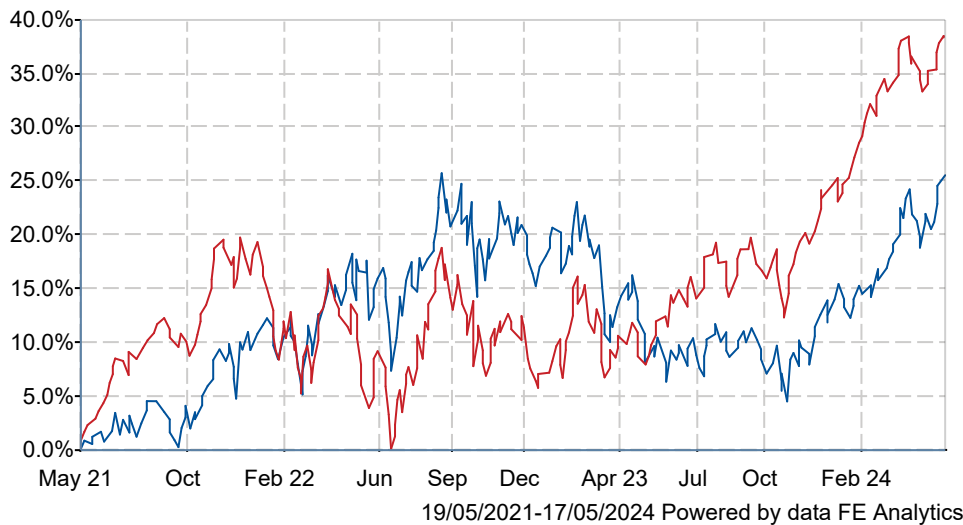


Aviva Inv US Equity Income II 2 Acc GBP

What is the Fund's objective?

The Fund aims to grow your investment by providing combined income and capital growth greater than that of the Russell® 3000 Value Index over any given 5-year period, by investing in shares of companies listed on North American stock exchanges. Within this combined aim, the Fund seeks to deliver an income of at least 125% of the income of the Russell® 3000 Value Index over any given 12-month period. Both the income and combined return aims are measured before the deduction of Fund charges and tax.

Cumulative Performance



	3m	6m	1yr	3yrs	5yrs
Aviva Inv US Equity Income II 2 Acc GBP	+8.3	+14.6	+15.5	+23.7	+44.0
IA North America	+4.5	+15.6	+25.0	+36.3	+82.6
Rank within sector	6 / 254	171 / 253	226 / 252	187 / 227	189 / 204
Quartile	1	3	4	4	4

Fund Information

Sector	IA North America
Asset Class	Equity
Launch Date	09-Sep-2013
Fund Size	£195.5m / \$248.4m (17-May-2024)
Fund Manager	Henry W. Sanders III Thomas S. Forsha

How does FE fundinfo rate this fund?

FE fundinfo Crown Rating	
AFI	NO
Risk Score	96

Investment Details

Initial Charge	0.00%
Annual Charges	0.75%
Note to charges	n/a
Minimum Initial Investment	£ 100,000
Minimum Additional Investment	£ 25,000
Dividend Policy	Feb 28, May 31, Aug 31, Nov 30 (Final)

Prices

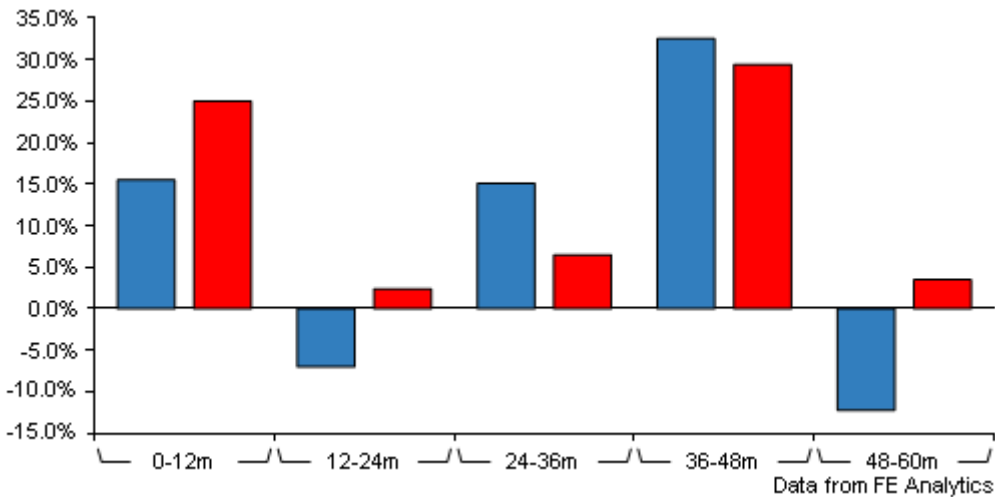
Unit Type	ACC
Mid	276.81(GBX)
Price Date	17 May 2024
Yield	2.60

Codes

Citicode	JOIN
SEDOL	BCGD4Q0
ISIN	GB00BCGD4Q00

Aviva Inv US Equity Income II 2 Acc GBP

Discrete Performance

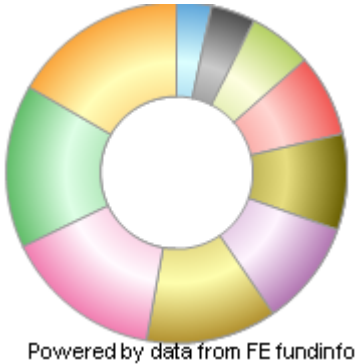


	0-12m	12m-24m	24m-36m	36m-48m	48m-60m
Aviva Inv US Equity Income II 2 Acc GBP	+15.5	-7.0	+15.1	+32.5	-12.2
IA North America	+25.0	+2.4	+6.5	+29.4	+3.5
Rank within sector	226 / 252	235 / 244	32 / 227	58 / 218	188 / 204
Quartile	4	4	1	2	4

All prices in Pence Sterling (GBX) unless otherwise specified. Price total return performance figures are calculated on a bid price to bid price basis (mid to mid for OEICs) with net income (dividends) reinvested. Performance figures are shown in Pound Sterling (GBP).

Sector Breakdown (30 Apr 2024)

Rank	Sectors	%
1	Financials	16.64
2	Information Technology	15.50
3	Consumer Staples	15.03
4	Utilities	12.41
5	Health Care	10.02
6	Energy	9.14
7	Communication Services	7.78
8	Industrials	6.02
9	Other	4.20
10	Real Estate	3.26



Top Holdings (30 Apr 2024)

Rank	Largest Holdings	%
1	Oracle Corporation	4.19
2	Progressive Corporation	4.04
3	Williams Companies, Inc.	3.84
4	Kinder Morgan Inc Class P	3.39
5	Unilever PLC Sponsored ADR	3.22

Contact Details

Address 80 Fenchurch Street, London, EC3M 4AE

Telephone numbers 020 7809 6000 (Main Number)

Website www.avivainvestors.com

Email wholesaleclientserv@avivainvestors.com

Aviva Inv US Equity Income II 2 Acc GBP

Rank	Largest Holdings	%