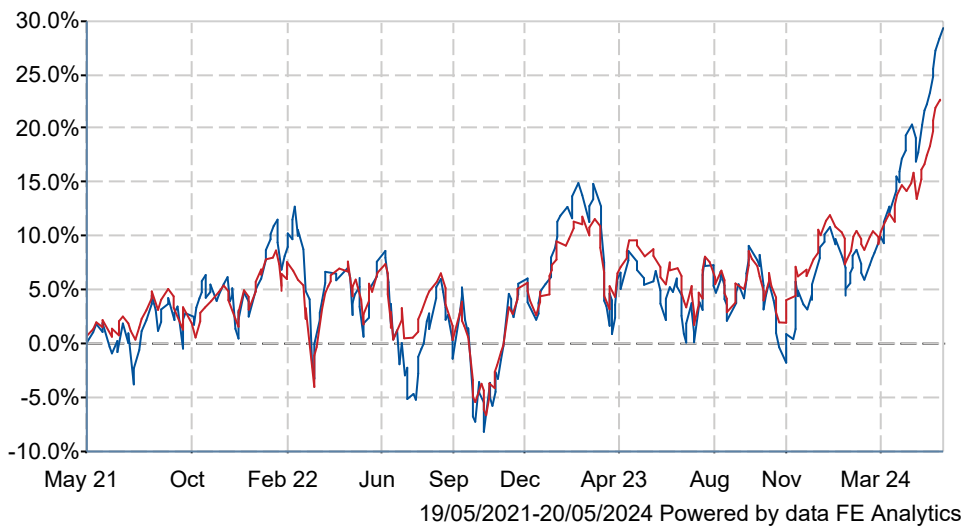




JOHCM UK Equity Income A Acc

What is the Fund's objective?

The Fund aims to generate long-term capital and income growth through active management of a portfolio of UK listed equities • Established income investors James Lowen and Clive Beagles abide by a strict dividend yield discipline, which leads to an emphasis on higher-yielding stocks and promotes a naturally contrarian style • The Fund will typically have significant exposure to small and mid-cap stocks, often giving the portfolio a different holdings profile to many other income funds.

Cumulative Performance



	3m	6m	1yr	3yrs	5yrs
 JOHCM UK Equity Income A Acc	+19.5	+22.3	+21.6	+27.3	+41.1
 IA UK Equity Income	+11.0	+14.7	+12.8	+22.3	+33.0
Rank within sector	1 / 77	1 / 77	2 / 77	22 / 75	18 / 74
Quartile	1	1	1	2	1

Fund Information

Sector	IA UK Equity Income
Asset Class	Equity
Launch Date	30-Nov-2004
Fund Size	£1,689.6m / \$2,146.5m (17-May-2024)
Fund Manager	James Lowen Clive Beagles

How does FE fundinfo rate this fund?

FE fundinfo Crown Rating	
AFI	NO
Risk Score	135

Other ratings

Morningstar Analyst Rating	
----------------------------	--------------------------------------------------------------------------------------

Investment Details

Initial Charge	0.00%
Annual Charges	0.75%
Note to charges	n/a
Minimum Initial Investment	£ 1,000
Minimum Additional Investment	n/a
Dividend Policy	Mar 31, Jun 30, Sep 30 (Final), Dec 31

Prices

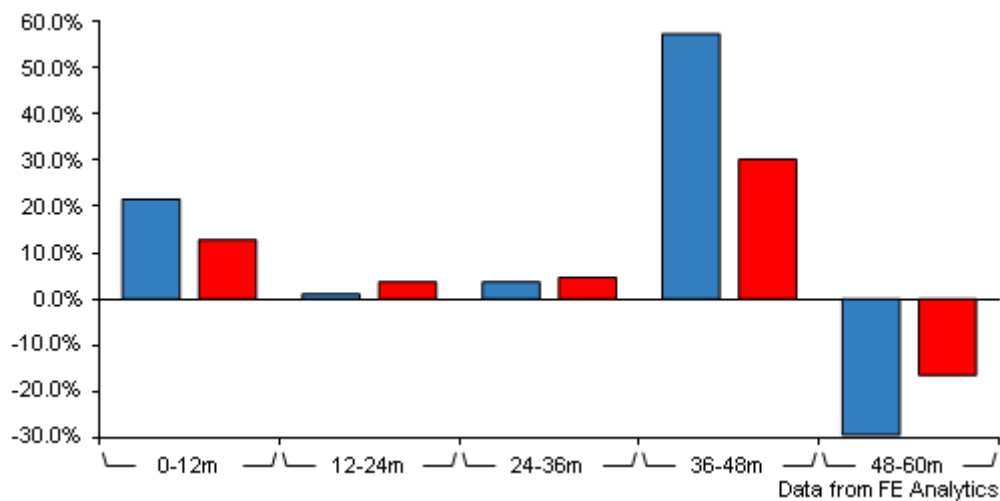
Unit Type	ACC
Mid	5.25(GBP)
Price Date	20 May 2024
Yield	5.60

Codes

Citicode	JP06
SEDOL	B03KR50
ISIN	GB00B03KR500

JOHCM UK Equity Income A Acc

Discrete Performance



	0-12m	12m-24m	24m-36m	36m-48m	48m-60m
JOHCM UK Equity Income A Acc	+21.6	+1.0	+3.6	+57.4	-29.5
IA UK Equity Income	+12.8	+3.7	+4.6	+30.2	-16.5
Rank within sector	2 / 77	50 / 77	51 / 75	4 / 74	72 / 74
Quartile	1	3	3	1	4

All prices in Pence Sterling (GBX) unless otherwise specified. Price total return performance figures are calculated on a bid price to bid price basis (mid to mid for OEICs) with net income (dividends) reinvested. Performance figures are shown in Pound Sterling (GBP).

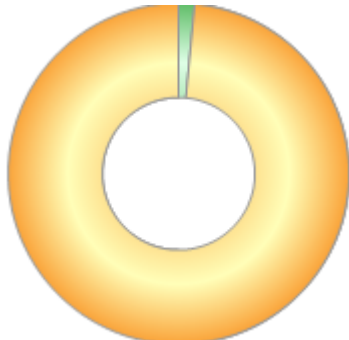
Contact Details

Address	Level 3, 1 St James's Market, London, United Kingdom, SW1Y 4AH
Telephone numbers	+353 1613 1132 (Fax Number) +0845 450 1972 (Main Number)
Website	www.johcm.com
Email	info@johcm.co.uk

JOHCM UK Equity Income A Acc

Asset Allocation (30 Apr 2024)

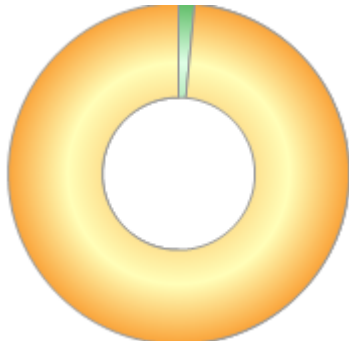
Rank	Asset Classes	%
1	UK Equities	98.47
2	Money Market	1.53



Powered by data from FE fundinfo

Regional Breakdown (30 Apr 2024)

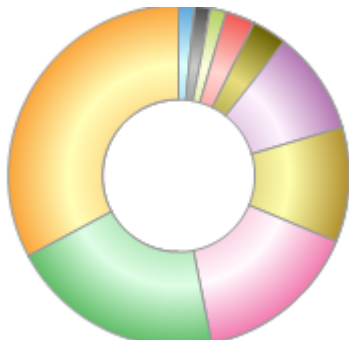
Rank	Regions	%
1	United Kingdom	98.47
2	CASH	1.53



Powered by data from FE fundinfo

Sector Breakdown (30 Apr 2024)

Rank	Sectors	%
1	Financials	32.82
2	Industrials	20.30
3	Consumer Discretionary	15.62
4	Energy	10.90
5	Basic Materials	9.82
6	Real Estate	3.28
7	Utilities	2.76
8	Money Market	1.53
9	Telecommunications	1.52
10	Consumer Staples	1.45



Powered by data from FE fundinfo

Top Holdings (30 Apr 2024)

Rank	Largest Holdings	%
1	BP	5.92
2	GLENCORE	4.25

JOHCM UK Equity Income A Acc

Rank	Largest Holdings	%
3	BARCLAYS	4.18
4	NATWEST GROUP	3.71
5	AVIVA	3.41
6	STANDARD CHARTERED	3.38
7	ANGLO AMERICAN	3.09
8	PHOENIX GROUP HOLDINGS	3.00
9	ITV	2.88
10	LEGAL & GENERAL GROUP	2.81