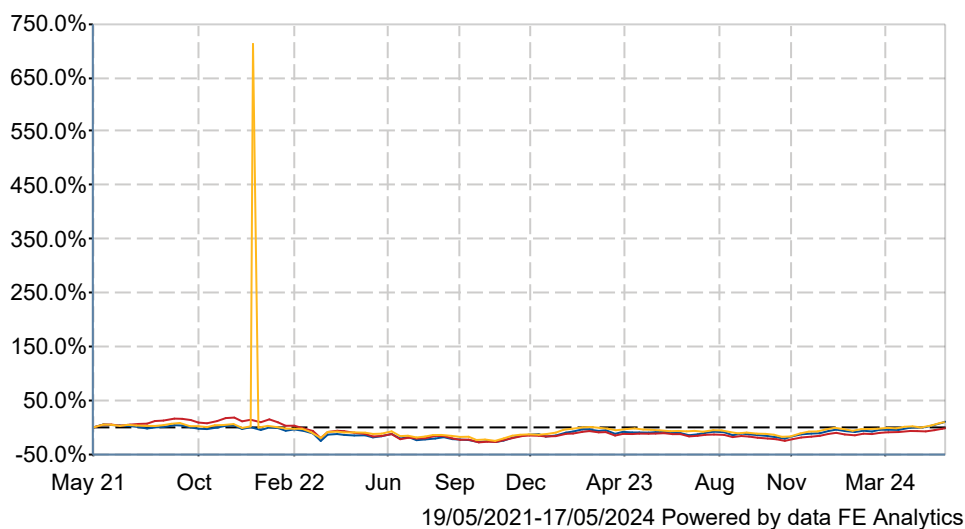





The European Smaller Companies Trust PLC ORD 1.5625 P

What is the Fund's objective?

The Company seeks capital growth by investing in smaller and medium sized companies which are quoted, domiciled, listed or have operations in Europe (excluding the UK).

Cumulative Performance



	3m	6m	1yr	3yrs	5yrs
 The European Smaller Companies Trust PLC ORD 1.5625 P	+15.7	+24.1	+22.5	+9.8	+90.7
 European Smaller Companies	+9.7	+18.8	+12.1	-2.4	+55.4
 NAV	+11.1	+18.1	+16.3	+9.4	+85.1
Rank within sector	1 / 4	1 / 4	1 / 4	1 / 4	1 / 4
Quartile	1	1	1	1	1

Fund Information

Sector	European Smaller Companies
Asset Class	Equity
Launch Date	06-Sep-1990
Fund Size	£745.5m / \$947.1m (17-May-2024)
Fund Manager	Ollie Beckett

How does FE fundinfo rate this fund?

FE fundinfo Crown Rating	
AFI	NO
Risk Score	159

Investment Details

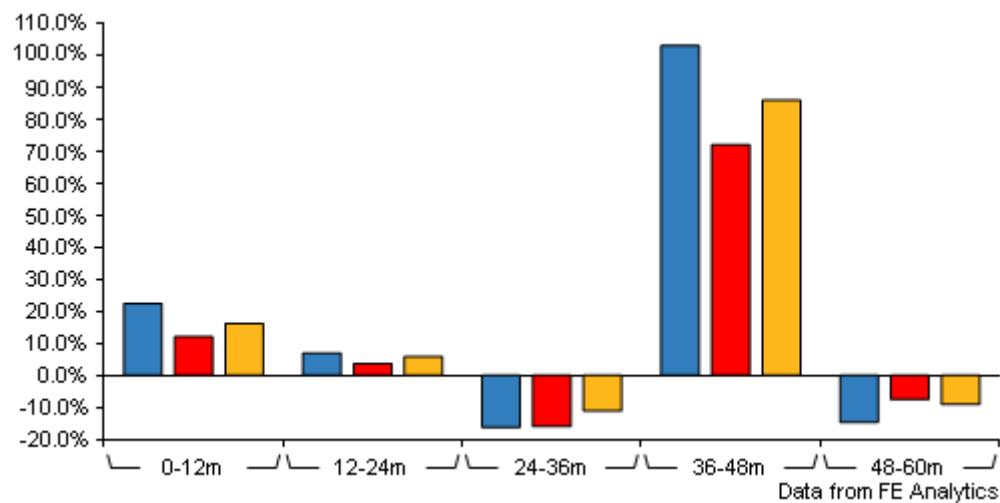
Initial Charge	0.00%
Annual Charges	0.55%
Note to charges	Initial Charges: max.;
Minimum Initial Investment	n/a
Minimum Additional Investment	n/a
Dividend Policy	n/a

Management Contract

Henderson will provide investment management, accounting, company secretarial and general management services for an annual charge of 0.5% of its total net assets. At Hendersons request, the termination period has been reduced from one year to six months. The notice period of termination can be reduced to three months if shareholders vote to wind up the Company at one of the regular continuation votes. A performance fee has been accrued on a full year effect of rewarding the Manager, under the terms of the Management Agreement, for outperformance achieved in the first six months of the respective performance fee period. The performance fee is set at 15% of the outperformance, subject to the total management fee and performance fee not exceeding 2.4% of the income inclusive net asset value of the Company as at close of business on the last day of the accounting period ending June 2006.

The European Smaller Companies Trust PLC ORD 1.5625 P

Discrete Performance



	0-12m	12m-24m	24m-36m	36m-48m	48m-60m
The European Smaller Companies Trust PLC ORD 1.5625 P	+22.5	+7.0	-16.2	+103.2	-14.6
European Smaller Companies	+12.1	+3.7	-16.0	+72.2	-7.5
NAV	+16.3	+5.9	-11.1	+86.1	-9.1
Rank within sector	1 / 4	1 / 4	2 / 4	1 / 4	4 / 4
Quartile	1	1	2	1	4

All prices in Pence Sterling (GBX) unless otherwise specified. Price total return performance figures are calculated using closing mid prices and with net income (dividends) reinvested. NAV total return performance figures are calculated using fully diluted (where applicable) daily estimated NAV figures from Thomson Financial Datastream. Performance figures are shown in Pound Sterling (GBP).

Prices

Unit Type	INC
Mid	187.00(GBX)
Price Date	17 May 2024
Yield	2.51
Discount	-10.99
Diluted NAV	
- Estimate	210.10
- Last Published	210.10 (16-May-2024)

Codes

Citicode	HE04
SEDOL	BMCF868
ISIN	GB00BMCF8689
TIDM	ESCT

Contact Details

Address	201 Bishopsgate, London, United Kingdom, EC2M 3AE
Telephone numbers	+44 (0)20 7818 1819 (Fax Number) +44 (0)20 7818 1818 (Main Number)
Website	www.janushenderson.com

Asset Allocation (31 Mar 2024)

Rank	Asset Classes	%
1	German Equities	18.50
2	International Equities	13.80
3	French Equities	13.00
4	Dutch Equities	10.70
5	Swedish Equities	10.00
6	Swiss Equities	8.40
7	Italian Equities	7.40
8	Spanish Equities	6.00
9	Belgian Equities	5.40
10	Others	6.80



Powered by data from FE fundinfo

Regional Breakdown (31 Mar 2024)

Rank	Regions	%
1	Germany	18.50
2	Other	13.80
3	France	13.00
4	Netherlands	10.70
5	Sweden	10.00
6	Switzerland	8.40
7	Italy	7.40
8	Spain	6.00
9	Belgium	5.40
10	Others	6.80



Powered by data from FE fundinfo

Sector Breakdown (31 Mar 2024)

Rank	Sectors	%
1	Industrials	36.10
2	Technology	11.90
3	Consumer Services	10.80
4	Consumer Goods	8.30
5	Core Financials	7.50
6	Basic Materials	6.90
7	Financial Services	5.80
8	Energy	4.10
9	Real Estate	3.90
10	Others	4.70



Powered by data from FE fundinfo

Top Holdings (31 Mar 2024)

Rank	Largest Holdings	%
1	Van Lanschot Kempen	3.10
2	TKH Group	2.90

The European Smaller Companies Trust PLC ORD 1.5625 P

Rank	Largest Holdings	%
3	Fugro	2.00
4	KSB	1.90
5	IPSOS	1.70
6	Stroeer	1.60
7	SUESS Micro Tec	1.60
8	DFDS	1.60
9	u-blox	1.50
10	Criteo	1.50