

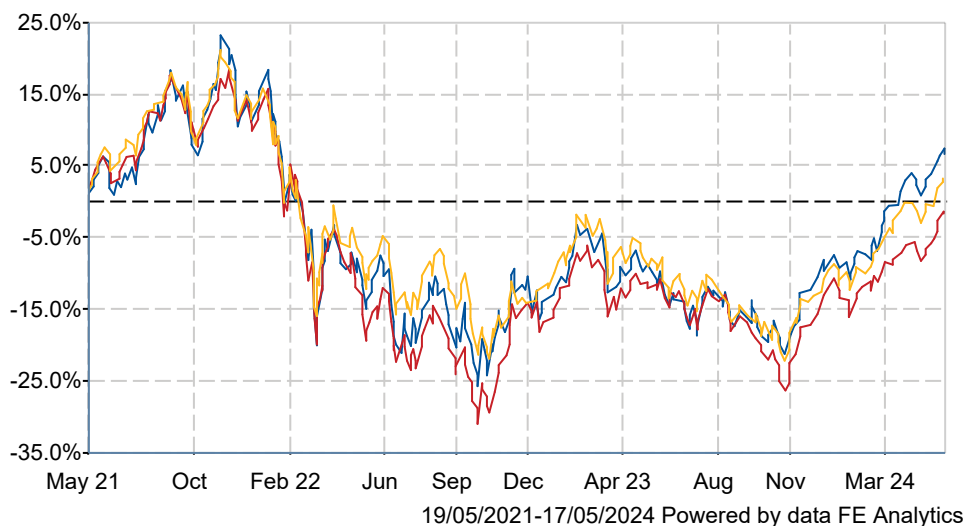
JPMorgan European Discovery Trust Plc

Ord 5P

What is the Fund's objective?

The Company aims to provide capital growth from a diversified portfolio of smaller European companies (excluding the United Kingdom). It emphasises capital growth rather than income and shareholders should expect the dividend to vary from year to year. Returns are principally determined by the performance of the investments made by The Company, although The Company has the ability to use borrowing to gear the portfolio within the range of 20% net cash to 20% geared in normal market conditions. Gearing may magnify gains or losses experienced by The Company.

Cumulative Performance



	3m	6m	1yr	3yrs	5yrs
JPMorgan European Discovery Trust Plc Ord 5P	+12.4	+22.2	+21.0	+5.5	+49.8
European Smaller Companies	+9.7	+18.8	+12.1	-2.4	+55.4
NAV	+11.3	+18.9	+14.1	+3.3	+40.7
Rank within sector	2 / 4	2 / 4	2 / 4	2 / 4	3 / 4
Quartile	2	2	2	2	3

Fund Information

Sector	European Smaller Companies
Asset Class	Equity
Launch Date	24-Apr-1990
Fund Size	£700.0m / \$889.3m (17-May-2024)
Fund Manager	Francesco Conte Edward Greaves

How does FE fundinfo rate this fund?

FE fundinfo Crown Rating	
AFI	NO
Risk Score	151

Investment Details

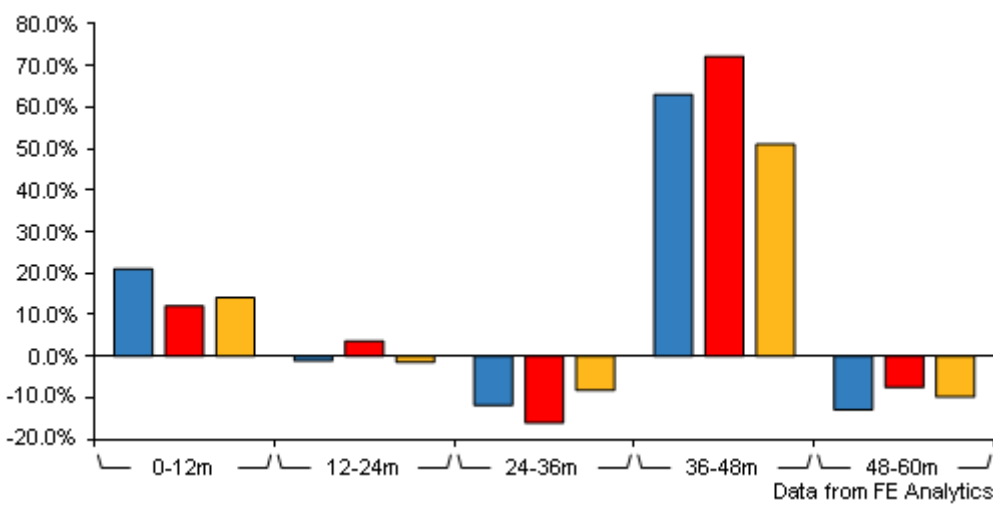
Initial Charge	0.00%
Annual Charges	0.82%
Note to charges	n/a
Minimum Initial Investment	£ 1,000
Minimum Additional Investment	£ 100
Dividend Policy	n/a

Management Contract

The investment manager and secretary are employed under a contract terminable on six months notice without penalty. The fee for their services is calculated and paid monthly in arrears, and is charged at a rate of 1.3% p.a. of the Company's market capitalisation. Funds managed or advised by JPMorgan Asset Management or any of its associated companies are excluded from the calculation and therefore attract no further fee.

JPMorgan European Discovery Trust

Plc Ord 5P



	0-12m	12m-24m	24m-36m	36m-48m	48m-60m
JPMorgan European Discovery Trust Plc Ord 5P	+21.0	-1.1	-11.8	+63.0	-12.9
European Smaller Companies	+12.1	+3.7	-16.0	+72.2	-7.5
NAV	+14.1	-1.4	-8.2	+51.0	-9.8
Rank within sector	2 / 4	4 / 4	1 / 4	3 / 4	3 / 4
Quartile	2	4	1	3	3

All prices in Pence Sterling (GBX) unless otherwise specified. Price total return performance figures are calculated using closing mid prices and with net income (dividends) reinvested. NAV total return performance figures are calculated using fully diluted (where applicable) daily estimated NAV figures from Thomson Financial Datastream. Performance figures are shown in Pound Sterling (GBP).

Prices

Unit Type	ACC
Mid	481.00(GBX)
Price Date	17 May 2024
Yield	2.14
Discount	-10.27
Diluted NAV	
- Estimate	536.08
- Last Published	536.08 (16-May-2024)

Codes

Citicode	JE90
SEDOL	BMTS0Z3
ISIN	GB00BMTS0Z37
TIDM	JEDT

Contact Details

Address	6, route de Trèves, Senningerberg, Grand Duchy of Luxembourg, L-263
Telephone numbers	0800 727 770 (Main Number)
Website	www.jpmorganassetmanagement.com
Email	fundinfo@jpmorgan.com

JPMorgan European Discovery Trust

Plc Ord 5P

Asset Allocation (31 Mar 2024)

Rank	Asset Classes	%
1	Germany Equities	21.30
2	France Equities	19.90
3	Italy Equities	14.60
4	Sweden Equities	11.80
5	Netherlands Equities	5.70
6	Denmark Equities	5.60
7	Others Equities	5.20
8	Spain Equities	4.10
9	Austria Equities	3.90
10	Others	7.90



Powered by data from FE fundinfo

Regional Breakdown (31 Mar 2024)

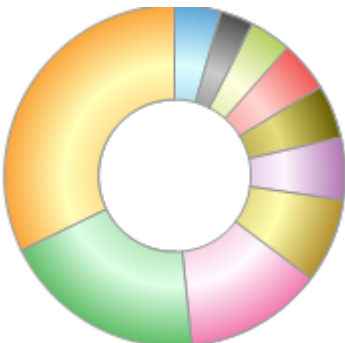
Rank	Regions	%
1	Germany	21.30
2	France	19.90
3	Italy	14.60
4	Sweden	11.80
5	Netherlands	5.70
6	Denmark	5.60
7	Others	5.20
8	Spain	4.10
9	Austria	3.90
10	Others	7.90



Powered by data from FE fundinfo

Sector Breakdown (31 Mar 2024)

Rank	Sectors	%
1	Industrials	32.20
2	Consumer Discretionary	19.40
3	Financials	13.10
4	Technology	8.00
5	Health Care	5.90
6	Energy	5.10
7	Real Estate	4.80
8	Consumer Staples	4.00
9	Basic Materials	3.10
10	Others	4.40



Powered by data from FE fundinfo

Top Holdings (31 Mar 2024)

Rank	Largest Holdings	%
1	SPIE	2.60
2	Bilfinger	2.40

JPMorgan European Discovery Trust

Plc Ord 5P

3	Kion	2.40
4	DeLonghi	2.30
5	Fugro	2.30
6	Elis	2.30
7	CTS Eventim	2.30
8	SCOR	2.20
9	BFF Bank	2.20
10	Merlin Properties	2.00