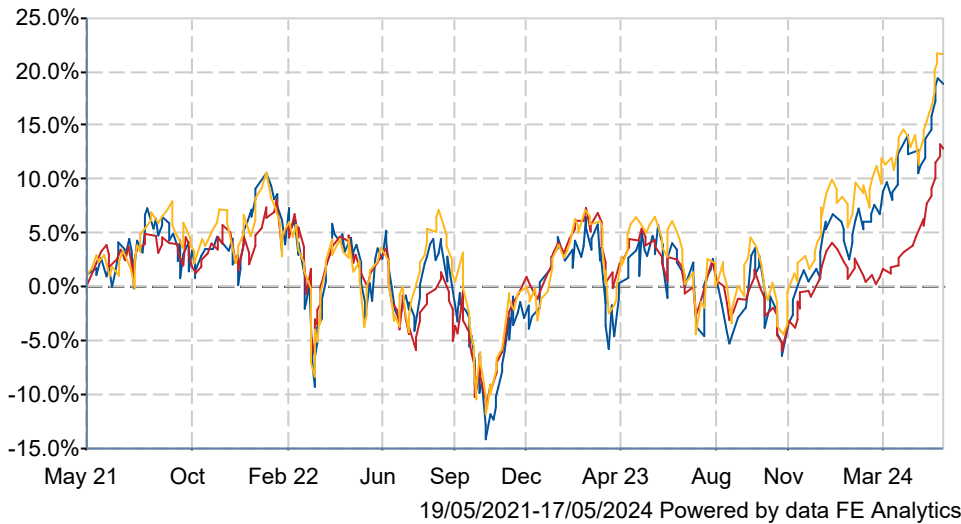


## CT UK Capital and Income investment Trust PLC Ord 25P

### What is the Fund's objective?

To generate long-term capital and income growth from a portfolio consisting mainly of FTSE All-Share companies.

### Cumulative Performance



	3m	6m	1yr	3yrs	5yrs
CT UK Capital and Income investment Trust PLC Ord 25P	+11.3	+17.1	+14.4	+18.5	+26.9
UK Equity Income	+11.6	+13.4	+8.9	+12.3	+27.8
NAV	+10.6	+18.8	+14.9	+20.4	+30.4
Rank within sector	11 / 18	3 / 18	3 / 18	8 / 18	12 / 18
Quartile	3	1	1	2	3

### Fund Information

Sector	UK Equity Income
Asset Class	Equity
Launch Date	01-Jan-1992
Fund Size	£341.2m / \$433.4m (17-May-2024)
Fund Manager	Julian Cane

### How does FE fundinfo rate this fund?

FE fundinfo Crown Rating	
AFI	NO
Risk Score	143

### Investment Details

Initial Charge	n/a
Annual Charges	0.40%
Note to charges	n/a
Minimum Initial Investment	n/a
Minimum Additional Investment	n/a
Dividend Policy	n/a

### Management Contract

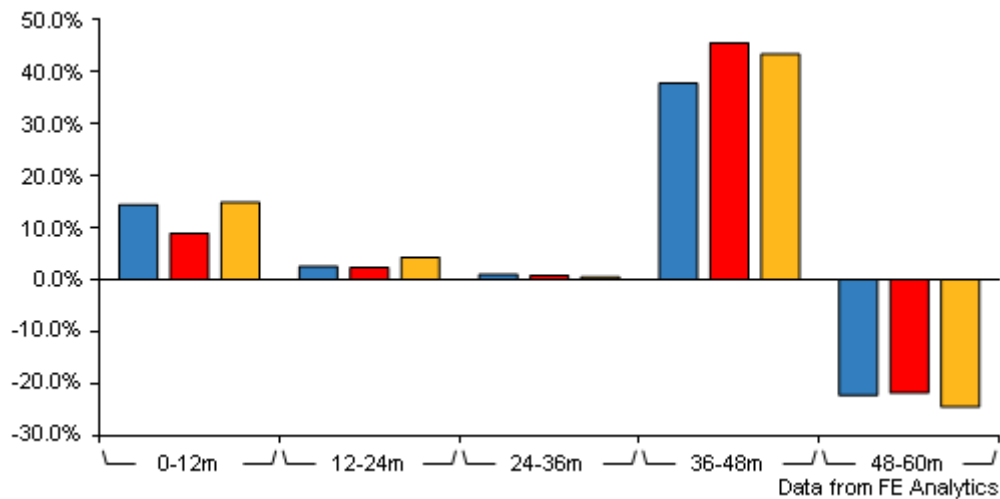
F&C Management receive an annual fee of 0.4% of the funds under management, payable quarterly and terminable by either party on six months notice..

### Prices

Unit Type	INC
Mid	336.50(GBX)
Price Date	17 May 2024
Yield	3.64
Discount	-4.73
Diluted NAV	
- Estimate	353.20
- Last Published	353.20 (16-May-2024)

# CT UK Capital and Income investment Trust PLC Ord 25P

## Discrete Performance



	0-12m	12m-24m	24m-36m	36m-48m	48m-60m
CT UK Capital and Income investment Trust PLC Ord 25P	+14.4	+2.5	+1.0	+37.8	-22.3
UK Equity Income	+8.9	+2.3	+0.8	+45.6	-21.8
NAV	+14.9	+4.3	+0.5	+43.4	-24.5
Rank within sector	3 / 18	14 / 18	10 / 18	11 / 18	12 / 18
Quartile	1	4	3	3	3

All prices in Pence Sterling (GBX) unless otherwise specified. Price total return performance figures are calculated using closing mid prices and with net income (dividends) reinvested. NAV total return performance figures are calculated using fully diluted (where applicable) daily estimated NAV figures from Thomson Financial Datastream. Performance figures are shown in Pound Sterling (GBP).

## Codes

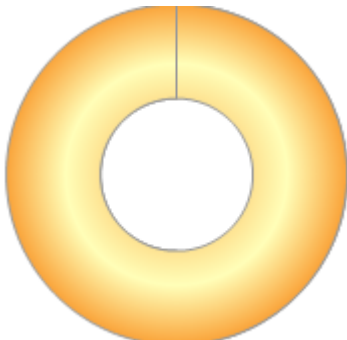
Citicode	FJ29
SEDOL	0346328
ISIN	GB0003463287
TIDM	CTUK

## Contact Details

Address	Cannon Place, 78 Cannon Street, London, EC4N 6AG
Telephone numbers	0345 600 3030 (Main Number)
Website	<a href="http://www.columbiathreadneedle.co.uk">www.columbiathreadneedle.co.uk</a>
Email	<a href="mailto:invest@columbiathreadneedle.com">invest@columbiathreadneedle.com</a>

Asset Allocation (31 Mar 2024)

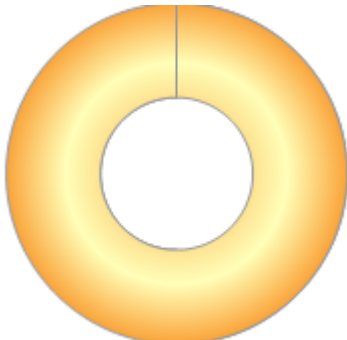
Rank	Asset Classes	%
1	UK Equities	100.00



Powered by data from FE fundinfo

Regional Breakdown (31 Mar 2024)

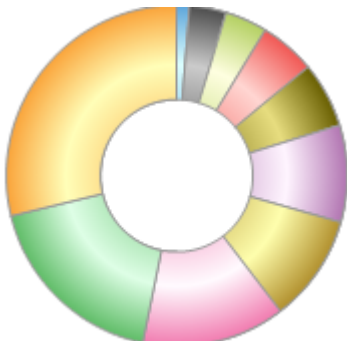
Rank	Regions	%
1	UK	100.00



Powered by data from FE fundinfo

Sector Breakdown (31 Mar 2024)

Rank	Sectors	%
1	Financials	28.80
2	Consumer Discretionary	18.00
3	Industrials	13.60
4	Consumer Staples	10.20
5	Health Care	9.20
6	Real Estate	6.20
7	Energy	5.30
8	Utilities	4.00
9	Basic Materials	3.50
10	Technology	1.20



Powered by data from FE fundinfo

Top Holdings (31 Mar 2024)

Rank	Largest Holdings	%
1	Intermediate Capital	5.80
2	Vistry	5.50

# CT UK Capital and Income investment Trust PLC Ord 25P

Rank	Largest Holdings	%
3	AstraZeneca	5.20
4	LondonMetric Property	4.90
5	OSB Group	4.70
6	RELX	4.60
7	Unilever	4.30
8	Burford Capital	4.00
9	Legal & General Group	3.80
10	Beazley	3.70