



## Countrywide Cash Pn

### Fund objective

The investment objective of the Cash Pension Fund is to achieve a reasonable rate of return, whilst maintaining a high level of security. This Fund can be invested in a range of interest-bearing investments, including bank and building society deposits, as well as short term bills issued by the Treasury, local authorities or other corporate bodies. Under normal market conditions, over the longer term, whilst the Cash Pension Fund has less potential to achieve investment returns as high as the Managed Fund, the investment risk attached is lower. [BM: ICE BofA Sterling 3-Month Government Bill Index]

### Detailed fund information

**Unit name** Countrywide Cash Pn

**FE fundinfo Crown Rating** N/A

**Sector** Money Market

**Domicile** United Kingdom

**Fund currency** GBX

**Unit currency** GBX

**Launch date** 01-Jan-1982

**Fund size** (as at 02-Apr-2024) £2.1m

**Primary asset class** Money Market

**Inc / Acc** Income

### Price and charges

**Bid price** (as at 17-May-2024) GBX 718.10

**Offer price** (as at 17-May-2024) GBX 755.90

**Initial charge** n/a

**Annual charge** n/a

### Codes

**Citicode** IR04

**ISIN** GB0004681580

### Management information

**Fund manager** Jamie Fairest

**Start date** 27-Jun-2013

**Address** Harbour House, Portway,  
Preston, Lancashire

**Tel** 0800 262536 (Investor Helpline)

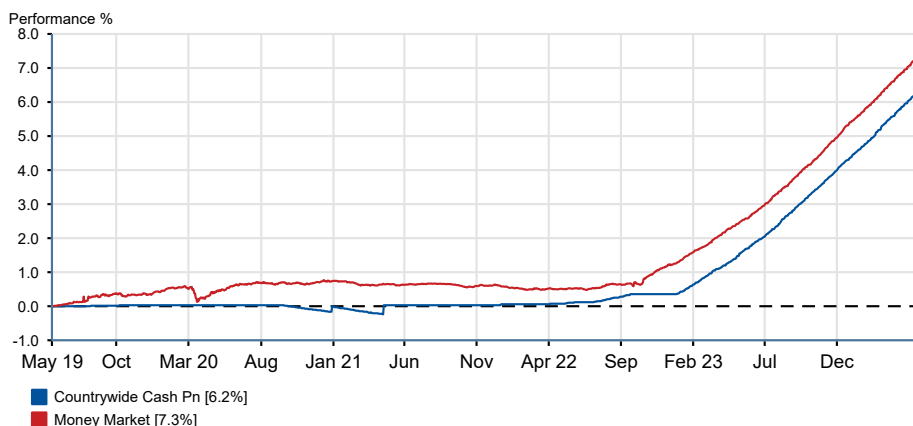
### Website

<http://www.countrywideassured.co.uk>

### Email

[info@countrywideassured.co.uk](mailto:info@countrywideassured.co.uk)

### Past performance overview fund vs. sector



17/05/2019 - 17/05/2024 Powered by data from FE fundinfo

### Cumulative performance (%)

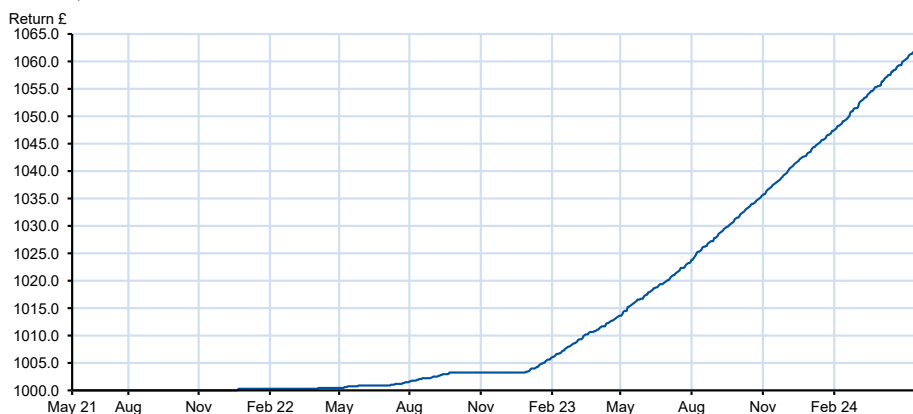
	YTD	3m	6m	1y	3ys	5ys
Countrywide Cash Pn	+1.8	+1.2	+2.3	+4.6	+6.2	+6.2
Money Market	+1.8	+1.2	+2.4	+4.6	+6.6	+7.3

### Discrete performance (%)

	YTD	2023	2022	2021	2020	2019
Countrywide Cash Pn	+1.8	+4.0	+0.3	+0.1	+0.0	+0.0
Money Market	+1.8	+4.1	+0.7	-0.2	+0.3	+0.6

### Growth of £1000 over 3 years

Total return performance of the fund rebased to 1000. Your actual return would be reduced by the cost of buying and selling the fund, and inflation.




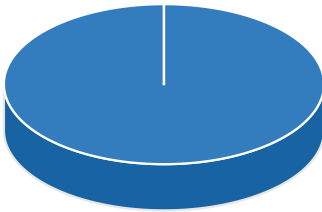
■ Fund

20/05/2021 - 17/05/2024 Powered by data from FE fundinfo

All prices in Pence Sterling (GBX) unless otherwise specified. Price performance figures are calculated on a bid price to bid price basis with net income (dividends) reinvested. Performance figures are shown in Sterling.

Asset allocation

Key	Rank	Asset class	% of Fund (31.03.2024)
A 	1	Cash	100.0



Regional breakdown

No Breakdown Data available

Sector breakdown

No Breakdown Data available

Top ten holdings

Rank	Holding	% of Fund (31.03.2024)
1	Schroders Sterling Liquidity Plus Fund	100.0

