



## Stan Life Schroder UK Alpha Plus 2 Pn

### Fund objective

The fund aims to provide capital growth in excess of the FTSE All Share (Gross Total Return) index (after fees have been deducted) over a 3 to 5 year period by investing in equities of UK companies.

### Detailed fund information

**Unit name** Stan Life Schroder UK Alpha Plus 2 Pn

**FE fundinfo Crown Rating** 

**Sector** UK All Companies

**Domicile** United Kingdom

**Fund currency** GBX

**Unit currency** GBX

**Launch date** 27-Feb-2013

**Fund size** (as at 31-Mar-2024) £0.7m

**Primary asset class** Equity

**Inc / Acc** Accumulating

### Price and charges

**Mid price** (as at 17-May-2024) GBX 126.00

**Initial charge** n/a

**Annual charge** 1.82%

### Codes

**Citicode** I48E

**ISIN** GB00B83QHN26

### Management information

**Fund manager** Bill Casey

**Start date** 01-Mar-2018

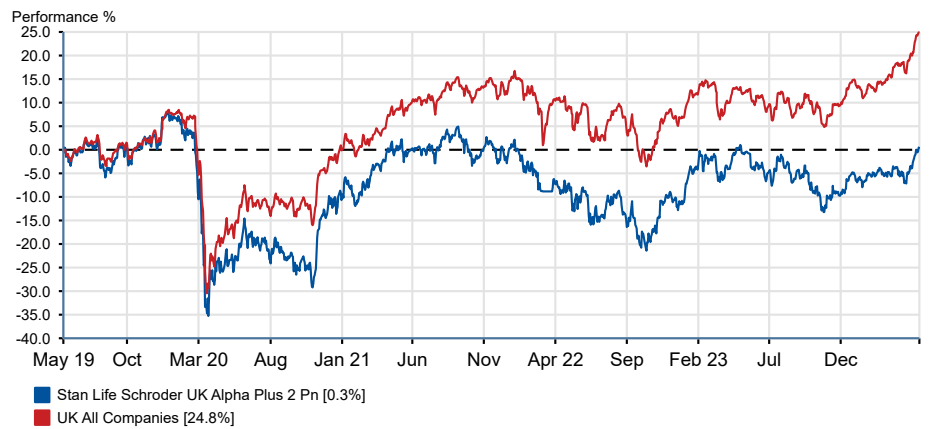
**Fund manager** Nick Kissack

**Start date** 01-Mar-2018

**Address** Standard Life House, 30  
Lothian Road, Edinburgh

**Website** [www.standardlife.com](http://www.standardlife.com)

### Past performance overview fund vs. sector



17/05/2019 - 17/05/2024 Powered by data from FE fundinfo

### Cumulative performance (%)

	YTD	3m	6m	1y	3ys	5ys
Stan Life Schroder UK Alpha Plus 2 Pn	+5.4	+5.5	+10.4	+1.0	+0.9	+0.3
UK All Companies	+8.7	+10.1	+14.1	+11.2	+15.0	+24.8

### Discrete performance (%)

	YTD	2023	2022	2021	2020	2019
Stan Life Schroder UK Alpha Plus 2 Pn	+5.4	+7.1	-11.7	+12.7	-15.8	+17.4
UK All Companies	+8.7	+7.5	-7.3	+15.4	-7.2	+20.4

### Growth of £1000 over 3 years

Total return performance of the fund rebased to 1000. Your actual return would be reduced by the cost of buying and selling the fund, and inflation.



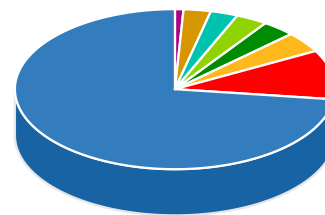
■ Fund

20/05/2021 - 17/05/2024 Powered by data from FE fundinfo

All prices in Pence Sterling (GBX) unless otherwise specified. Price performance figures are calculated on a bid price to bid price basis with net income (dividends) reinvested. Performance figures are shown in Sterling.

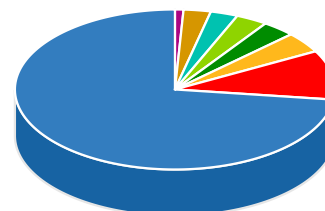
## Asset allocation

Key	Rank	Asset class	% of Fund (31.03.2024)
A	1	UK Equities	73.0
B	2	Irish Equities	9.9
C	3	US Equities	4.2
D	4	South African Equities	3.4
E	5	German Equities	3.2
F	6	Hong Kong Equities	2.8
G	7	Australian Equities	2.8
H	8	Money Market	0.9



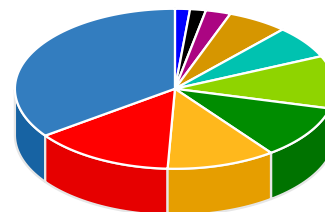
## Regional breakdown

Key	Rank	Region	% of Fund (31.03.2024)
A	1	United Kingdom	73.0
B	2	Ireland	9.9
C	3	United States	4.2
D	4	South Africa	3.4
E	5	Germany	3.2
F	6	Hong Kong	2.8
G	7	Australia	2.8
H	8	Liquid Assets	0.9



## Sector breakdown

Key	Rank	Sector	% of Fund (31.03.2024)
A	1	Consumer Discretionary	35.0
B	2	Consumer Staples	14.3
C	3	Financials	11.0
D	4	Industrials	10.8
E	5	Health Care	10.6
F	6	Real Estate	6.6
G	7	Basic Materials	6.1
H	8	Technology	2.5
I	9	Liquid Assets	1.6
J	10	Other	1.5



## Top ten holdings

Rank	Holding	% of Fund (31.03.2024)
1	Unilever PLC	9.8
2	Next PLC	6.9
3	RELX PLC	6.7
4	Kerry Group PLC	4.5
5	UNITE Group PLC/The	4.3
6	GSK PLC	4.2
7	Hiscox Ltd	3.9
8	Berkeley Group Holdings PLC	3.9
9	Anglo American PLC	3.4
10	Smith & Nephew PLC	3.3