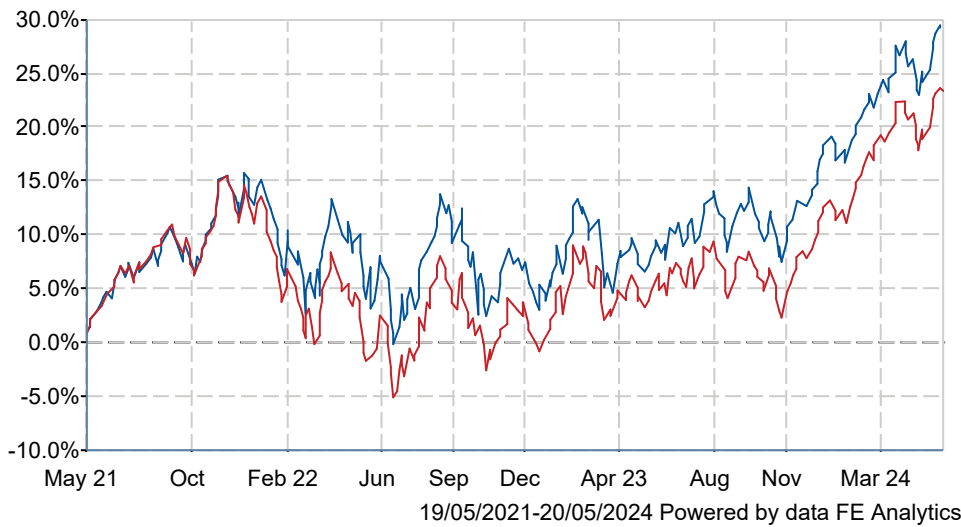




Fidelity Allocator World W Acc

What is the Fund's objective?

The Fund aims to increase the value of your investment over a period of 5 years or more through global exposure to higher risk assets. The Investment Manager will actively select investments for the fund. As part of the investment process, the Investment Manager aims to maintain a fixed allocation of 100% in higher-risk assets (such as global equities, global emerging market equities, global smaller companies and global property securities). This allocation, as well as the breakdown of higher-risk and lower-risk assets, may change according to prevailing market conditions and the efficient management of the portfolio, and will be periodically rebalanced back to its target allocation. As part of the Fund's asset allocation process, the Investment Manager will aim to maintain an underlying static asset allocation that is designed in-house and based on proprietary capital market assumptions using quantitative research.

Cumulative Performance



	3m	6m	1yr	3yrs	5yrs
 Fidelity Allocator World W Acc	+5.0	+14.0	+19.8	+27.8	+60.2
 IA Global	+5.3	+13.9	+16.1	+22.6	+59.9
Rank within sector	263 / 563	299 / 556	234 / 546	197 / 478	210 / 402
Quartile	2	3	2	2	3

Fund Information

Sector	IA Global
Asset Class	Equity
Launch Date	05-Feb-2013
Fund Size	£193.0m / \$245.2m (31-Mar-2024)
Fund Manager	Chris Forgan Sarah Jane Cawthray

How does FE fundinfo rate this fund?

FE fundinfo Crown Rating	
AFI	NO
Risk Score	96

Investment Details

Initial Charge	0.00%
Annual Charges	0.20%
Note to charges	Initial Charges :
Minimum Initial Investment	£ 1,000
Minimum Additional Investment	£ 250
Dividend Policy	Nov 01 (Final)

Prices

Unit Type	ACC
Mid	316.50(GBX)
Price Date	17 May 2024
Yield	0.00

Codes

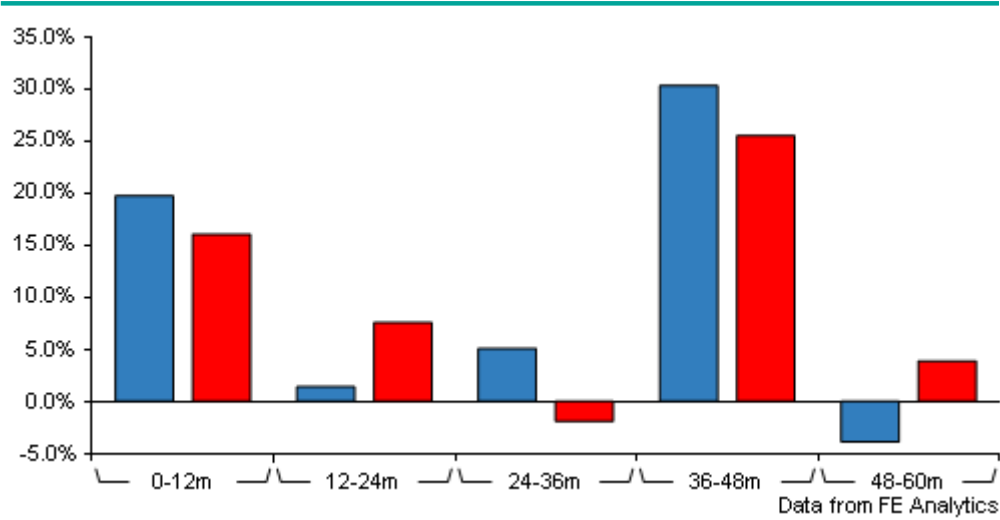
Citicode	I3BS
SEDOL	B9777B6
ISIN	GB00B9777B62

Contact Details

Address	4 Cannon St, London, EC4M 5AB
Telephone numbers	0333 300 3350 (Main Number)
Website	www.fidelityinternational.com

Fidelity Allocator World W Acc

Discrete Performance



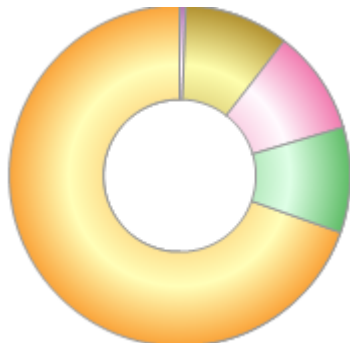
	0-12m	12m-24m	24m-36m	36m-48m	48m-60m
<div></div> Fidelity Allocator World W Acc	+19.8	+1.4	+5.1	+30.4	-3.9
<div></div> IA Global	+16.1	+7.6	-1.9	+25.6	+3.9
Rank within sector	234 / 546	413 / 522	140 / 478	187 / 441	284 / 402
Quartile	2	4	2	2	3

All prices in Pence Sterling (GBX) unless otherwise specified. Price total return performance figures are calculated on a bid price to bid price basis (mid to mid for OEICs) with net income (dividends) reinvested. Performance figures are shown in Pound Sterling (GBP).

Fidelity Allocator World W Acc

Asset Allocation (31 Mar 2024)

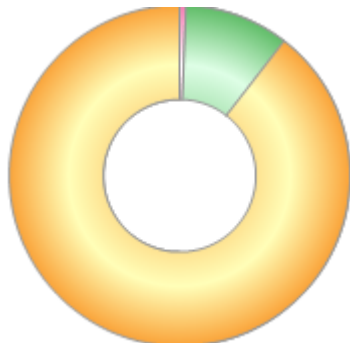
Rank	Asset Classes	%
1	Global Equities	69.60
2	Global Smaller Companies	10.00
3	Global REITS	9.90
4	Global Emerging Equities	9.90
5	Uninvested Cash & Other	0.60



Powered by data from FE fundinfo

Regional Breakdown (31 Mar 2024)

Rank	Regions	%
1	Global Smaller Companies	89.50
2	Global Emerging Equities	9.90
3	Uninvested Cash & Other	0.60



Powered by data from FE fundinfo

Sector Breakdown (30 Apr 2024)

Rank	Sectors	%
1	Information Technology	19.24
2	Financials	13.91
3	Real Estate	12.07
4	Industrials	9.96
5	Consumer Discretionary	9.62
6	Health Care	9.35
7	Communications	6.30
8	Consumer Staples	5.51
9	Energy	4.14
10	Others	9.90



Powered by data from FE fundinfo

Top Holdings (31 Mar 2024)

Rank	Largest Holdings	%
1	Fidelity Index World Fund F Accumulation Shares	29.90
2	XTRACKERS MSCI WORLD UCITS ETF	29.90

Fidelity Allocator World W Acc

Rank	Largest Holdings	%
3	Fidelity Index Emerging Markets Fund F Accumulation Shares	9.90
4	iShares Core MSCI World UCITS ETF USD Acc (GBP)	9.90
5	Amundi Index Ftse Epra Nareit Global	9.00
6	L&G Global Small Cap Equity Index C GBP Acc	6.90
7	ISHARES MSCI WORLD SMALL CAP UCITS ETF	3.10
8	iShares Developed Markets Property Yield UCITS ETF USD Dist (GBP)	0.80