



## OMR MGTS AFH Tactical Core

### Fund objective

The OMR MGTS AFH Tactical Core Fund invests solely in the MGTS AFH Tactical Core Fund, an investment company with variable capital managed by Margetts Fund Management Ltd. The underlying fund aims to achieve (but not guarantee) capital growth through an actively managed and diversified portfolio of investments on a medium risk basis. The underlying fund has been developed for clients of AFH Independent Financial Services Limited. As part of the arrangement between Margetts and AFH Wealth Management (the manager of the fund), AFH Independent Financial Services Limited will receive a fee of 0.30% a year of the value of any of my investments held in the MGTS AFH Tactical Core fund. Assuming an investment value of £10,000, this fee would represent £30 a year. This fee is included within the annual charges accounted for within the price of the fund. The underlying fund may be denominated in or hold assets in a currency other than Sterling. The performance of the fund may therefore rise and fall as a result of exchange rate fluctuations. The underlying fund invests in non-investment grade high-yielding bonds. The high yield reflects a higher risk of capital loss through default. The underlying fund invests in bonds or money market instruments (including deposits with banks or... (Please refer to the Trustnet Factsheet or the Provider's Own Factsheet for the full Fund Objective)

### Detailed fund information

**Unit name** OMR MGTS AFH Tactical Core

**FE fundinfo Crown Rating** FIFA 40 100 160 180

**Sector** Specialist

**Domicile** United Kingdom

**Fund currency** GBX

**Unit currency** GBX

**Launch date** 12-Jan-2010

**Fund size** (as at 30-Sep-2021) £4.2m

**Primary asset class** Mixed Asset

**Inc / Acc** Accumulating

### Price and charges

**Bid price** (as at 17-May-2024) GBX 164.30

**Offer price** (as at 17-May-2024) GBX 173.00

**Initial charge** n/a

**Annual charge** n/a

### Codes

**Citicode** I2M2

**ISIN** GB00B55MFB12

### Management information

**Fund manager** AFH Independent Financial Services Limited

**Start date** 10-Nov-2009

**Address** Old Mutual House, Portland Terrace, Southampton

**Tel** 0808 171 2626 (Main Number)

**Website** www.oldmutualwealth.co.uk

**Email** ask@omwealth.com

### Past performance overview fund vs. sector



17/05/2019 - 17/05/2024 Powered by data from FE fundinfo

### Cumulative performance (%)

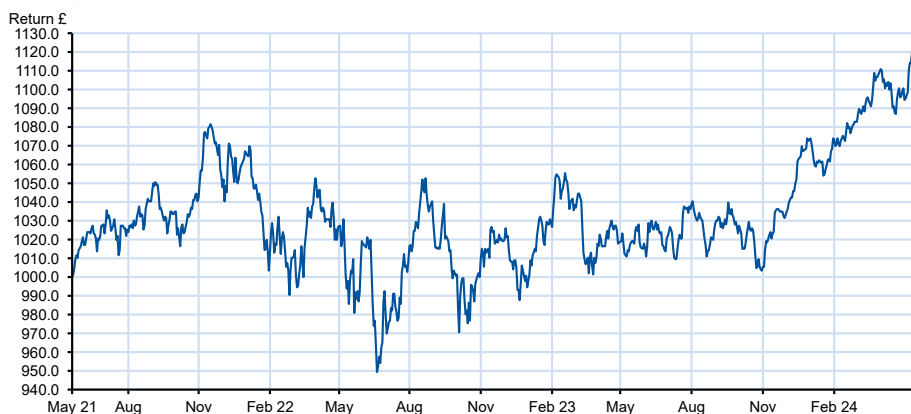
	YTD	3m	6m	1y	3ys	5ys
OMR MGTS AFH Tactical Core	+4.9	+4.4	+8.6	+10.3	+12.3	+22.9
Specialist	+4.5	+3.7	+7.5	+8.3	+6.6	+18.8

### Discrete performance (%)

	YTD	2023	2022	2021	2020	2019
OMR MGTS AFH Tactical Core	+4.9	+7.8	-6.7	+9.2	+2.0	+9.0
Specialist	+4.5	+4.3	-6.5	+6.1	+5.1	+10.7

### Growth of £1000 over 3 years

Total return performance of the fund rebased to 1000. Your actual return would be reduced by the cost of buying and selling the fund, and inflation.



■ Fund

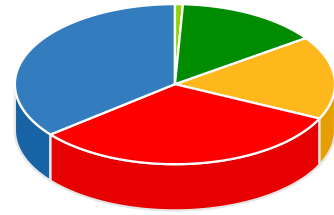
20/05/2021 - 17/05/2024 Powered by data from FE fundinfo

All prices in Pence Sterling (GBX) unless otherwise specified. Price performance figures are calculated on a bid price to bid price basis with net income (dividends) reinvested. Performance figures are shown in Sterling.

Source: FE fundinfo You should not use past performance as a suggestion of future performance. It should not be the main or sole reason for making an investment decision. The value of investments and any income from them can fall as well as rise. You may not get back the amount you invested. Tax concessions are not guaranteed their value will depend on individual circumstances and may change in the future. Fund performance data is based on a (bid to bid) basis and doesn't take into account fees and expenses which are specific to individual plans. Details are available on request.

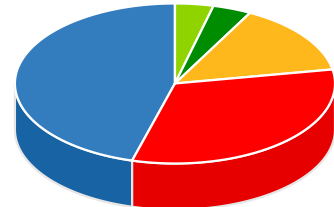
## Asset allocation

Key	Rank	Asset class	% of Fund (30.04.2024)	% of Fund (28.03.2024)
A	1(1)	Bond	35.8	(35.4)
B	2(2)	North American Equities	32.1	(33.6)
C	3(3)	UK Equities	16.8	(16.0)
D	4(4)	Europe ex UK Equities	14.4	(14.3)
E	5(5)	Money Market	0.8	(0.7)



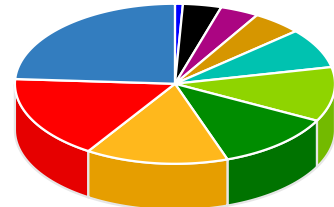
## Regional breakdown

Key	Rank	Region	% of Fund (30.04.2024)	% of Fund (28.03.2024)
A	1(1)	UK	45.7	(44.5)
B	2(2)	North America	32.1	(33.6)
C	3(3)	Europe Ex UK	14.4	(14.3)
D	4(4)	Europe including UK	3.9	(3.8)
E	5(5)	Global	3.9	(3.8)



## Sector breakdown

Key	Rank	Sector	% of Fund (30.04.2024)	% of Fund
A	1(-)	North American Equities	24.1	(-)
B	2(2)	UK All Companies	16.8	(16.0)
C	3(-)	Europe Excluding UK Equities	14.4	(-)
D	4(4)	? Corporate Bond	12.0	(12.0)
E	5(5)	USD Government Bond	11.0	(10.9)
F	6(6)	North American Smaller Companies	8.1	(9.5)
G	7(7)	UK Gilts	5.0	(5.0)
H	8(8)	? Strategic Bond	3.9	(3.8)
I	9(9)	GBP High Yield Bond	3.9	(3.8)
J	10(10)	Deposits	0.8	(0.7)



## Top ten holdings

Rank	Holding	% of Fund (30.04.2024)	% of Fund (28.03.2024)
1(1)	iShares Core S&P 500 UCITS ETF USD (Acc)	9.7	9.7
2(2)	VANGUARD S&P 500 ETF	9.4	9.4
3(3)	Vanguard FTSE Developed Europe ex UK UCITS ETF	7.4	7.3
4(4)	Xtrackers S&P Europe Ex UK UCITS ETF	7.0	7.0
5(6)	SPDR FTSE UK All Share Acc	6.5	6.1
6(5)	Artemis Corporate Bond Fund I Acc GBP	6.2	6.2
7(7)	UK Treasury 0.125 10.08.28	6.1	6.0
8(8)	Royal London Corporate Bond Fund Z Inc	5.8	5.8
9(10)	iShares Core FTSE 100 UCITS ETF GBP (Dist)	5.3	5.0
10(-)	iShares FTSE 100 UCITS ETF GBP (Acc)	5.1	-