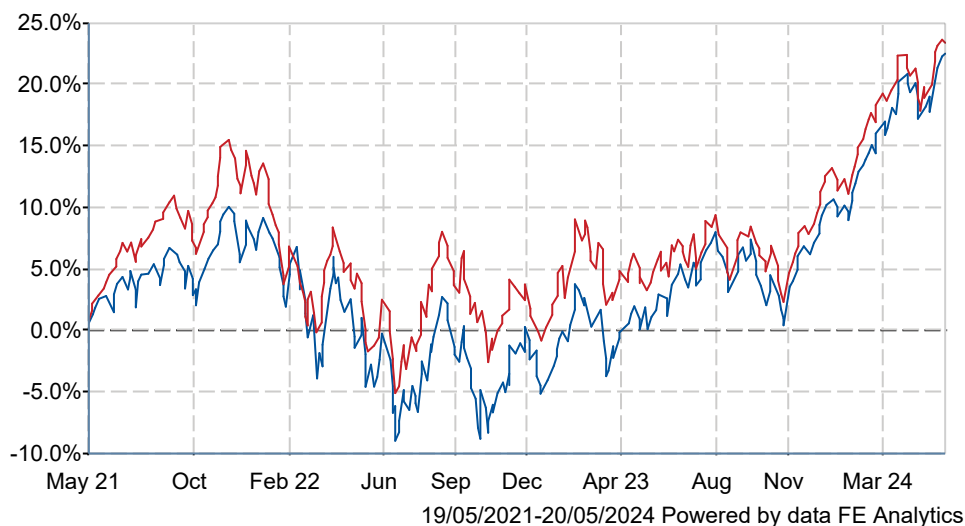


FP Russell Investments International Growth Assets C Acc

What is the Fund's objective?

The Fund aims to achieve capital appreciation (profit on investments held) over the long term (5 years).

Cumulative Performance



	3m	6m	1yr	3yrs	5yrs
FP Russell Investments International Growth Assets C Acc	+6.2	+14.9	+20.7	+21.4	+62.8
IA Global	+4.6	+14.0	+17.6	+22.3	+59.0
Rank within sector	132 / 563	208 / 556	209 / 546	284 / 478	191 / 402
Quartile	1	2	2	3	2

Fund Information

Sector	IA Global
Asset Class	Equity
Launch Date	13-Jan-2010
Fund Size	£145.0m / \$184.3m (17-May-2024)
Fund Manager	William Pearce

How does FE fundinfo rate this fund?

FE fundinfo Crown Rating	
AFI	NO
Risk Score	94

Investment Details

Initial Charge	0.00%
Annual Charges	0.95%
Note to charges	n/a
Minimum Initial Investment	£ 1,000
Minimum Additional Investment	£ 500
Dividend Policy	Dec 03 (Final)

Prices

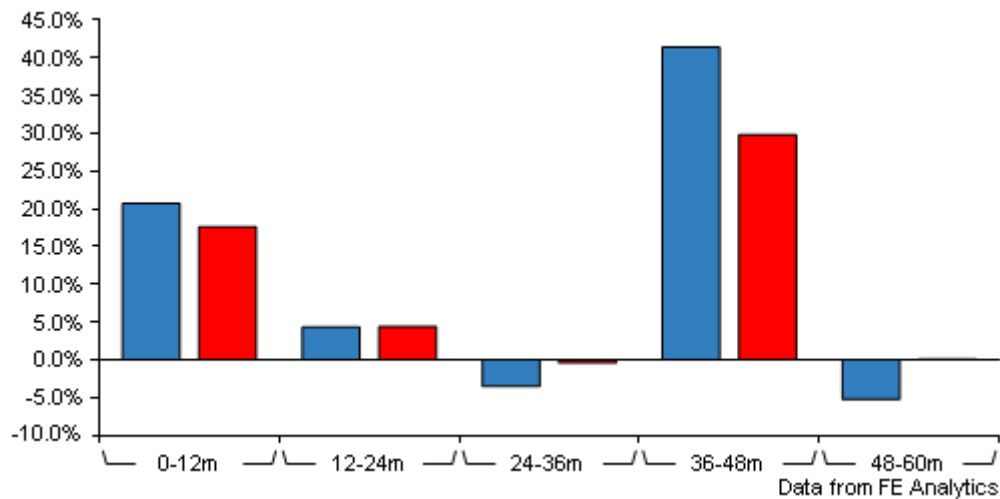
Unit Type	ACC
Mid	418.96(GBX)
Price Date	20 May 2024
Yield	0.99

Codes

Citicode	HZP6
SEDOL	B4KHXP4
ISIN	GB00B4KHXP47

FP Russell Investments International Growth Assets C Acc

Discrete Performance

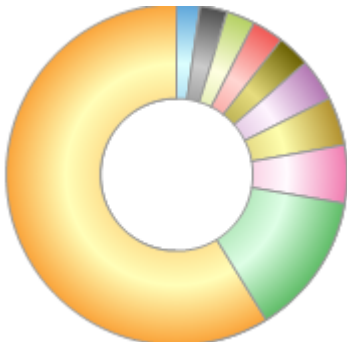


	0-12m	12m-24m	24m-36m	36m-48m	48m-60m
FP Russell Investments					
International Growth Assets C Acc	+20.7	+4.3	-3.5	+41.4	-5.2
IA Global	+17.6	+4.4	-0.4	+29.8	+0.1
Rank within sector	209 / 546	280 / 522	340 / 478	69 / 441	306 / 402
Quartile	2	3	3	1	4

All prices in Pence Sterling (GBX) unless otherwise specified. Price total return performance figures are calculated on a bid price to bid price basis (mid to mid for OEICs) with net income (dividends) reinvested. Performance figures are shown in Pound Sterling (GBP).

Asset Allocation (31 Dec 2023)

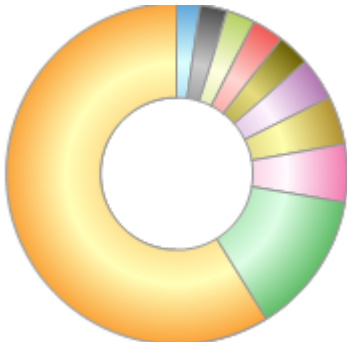
Rank	Asset Classes	%
1	United States Equities	58.80
2	Others Equities	13.50
3	Japan Equities	5.50
4	United Kingdom Equities	4.60
5	France Equities	4.00
6	China Equities	3.10
7	Canada Equities	3.00
8	Germany Equities	2.70
9	Switzerland Equities	2.60
10	Brazil Equities	2.20



Powered by data from FE fundinfo

Regional Breakdown (31 Dec 2023)

Rank	Regions	%
1	United States	58.80
2	Others	13.50
3	Japan	5.50
4	United Kingdom	4.60
5	France	4.00
6	China	3.10
7	Canada	3.00
8	Germany	2.70
9	Switzerland	2.60
10	Brazil	2.20



Powered by data from FE fundinfo

Sector Breakdown (31 Dec 2023)

Rank	Sectors	%
1	Information Technology	21.60
2	Financials	15.70
3	Consumer Discretionary	12.70
4	Industrials	11.50
5	Health Care	11.50
6	Communication Services	8.50
7	Consumer Staples	5.90
8	Materials	5.40
9	Energy	3.40
10	Others	3.80



Powered by data from FE fundinfo

Top Holdings (31 Dec 2023)

Rank	Largest Holdings	%
1	Microsoft Corp.	4.00
2	Apple Inc.	2.70

FP Russell Investments International Growth Assets C Acc

Rank	Largest Holdings	%
3	Meta Platforms, Inc. Class A	2.00
4	Taiwan Semiconductor Manufacturing Co Ltd	1.50
5	Alphabet Inc. Class A	1.50
6	Amazon.com, Inc.	1.40
7	Alphabet Inc. Class C	1.40
8	UnitedHealth Group, Inc.	1.20
9	Samsung Electronics Co., Ltd.	1.10
10	NVIDIA Corp.	1.00