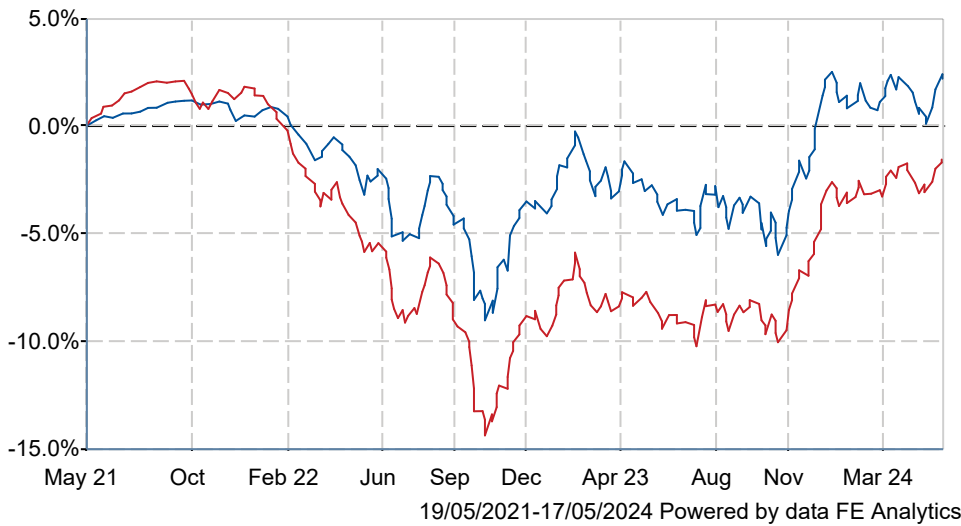




# Invesco Tactical Bond (UK) Z Acc

## What is the Fund's objective?

The objective of the Fund is to achieve income and capital growth over the medium to long term (3 to 5 years plus). The Fund invests through a flexible allocation to corporate and government debt securities (which may be investment grade, non-investment grade or have no credit rating) and cash. The Fund can potentially be fully invested in cash and near cash instruments depending on market conditions. The Fund may use derivatives (complex instruments) for investment purposes and to manage the Fund more efficiently, with the aim of reducing risk, reducing costs and/or generating additional capital or income. The Fund has an active investment approach based on fund manager judgement supported by macroeconomic and credit risk analysis, with an emphasis on valuation, and is not constrained by a benchmark.

## Cumulative Performance



	3m	6m	1yr	3yrs	5yrs
 Invesco Tactical Bond (UK) Z Acc	+1.3	+3.9	+5.3	+2.2	+19.7
 IA Sterling Strategic Bond	+1.8	+5.5	+7.2	-1.6	+9.1
Rank within sector	65 / 88	69 / 87	62 / 86	27 / 79	9 / 70
Quartile	3	4	3	2	1

## Fund Information

Sector	IA Sterling Strategic Bond
Asset Class	Fixed Interest
Launch Date	01-Feb-2010
Fund Size	£964.5m / \$1,225.3m (30-Apr-2024)
Fund Manager	Stuart Edwards Julien Eberhardt

## How does FE fundinfo rate this fund?

FE fundinfo Crown Rating	
AFI	NO
Risk Score	48

## Investment Details

Initial Charge	0.70%
Annual Charges	0.70%
Note to charges	Initial Charges: max.;
Minimum Initial Investment	£ 500
Minimum Additional Investment	£ 500
Dividend Policy	May 01, Nov 01 (Final)

## Prices

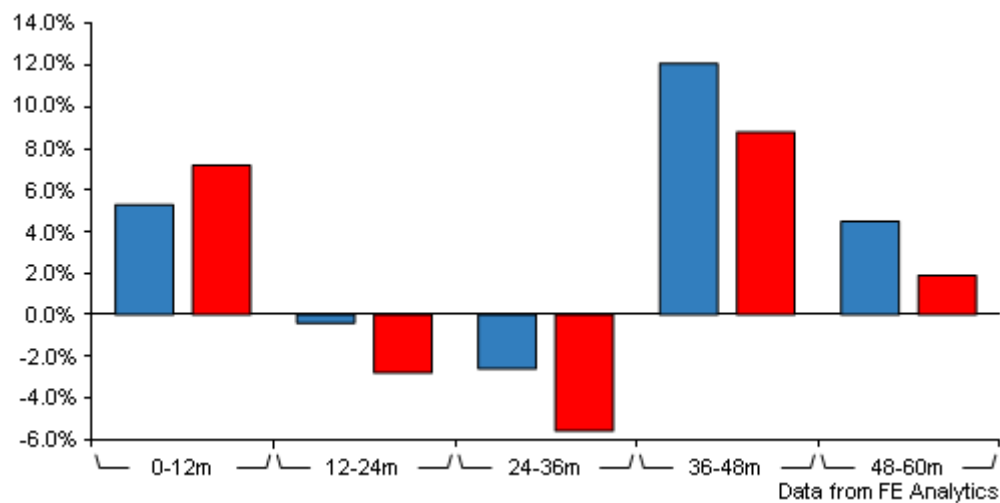
Unit Type	ACC
Mid	286.40(GBX)
Price Date	17 May 2024
Yield	3.93

## Codes

Citicode	GUXC
SEDOL	B8N45T8
ISIN	GB00B8N45T82

# Invesco Tactical Bond (UK) Z Acc

## Discrete Performance



	0-12m	12m-24m	24m-36m	36m-48m	48m-60m
<div></div> Invesco Tactical Bond (UK) Z Acc	+5.3	-0.4	-2.6	+12.1	+4.5
<div></div> IA Sterling Strategic Bond	+7.2	-2.8	-5.6	+8.8	+1.9
Rank within sector	62 / 86	21 / 83	15 / 79	24 / 74	15 / 70
Quartile	3	1	1	2	1

All prices in Pence Sterling (GBX) unless otherwise specified. Price total return performance figures are calculated on a bid price to bid price basis (mid to mid for OEICs) with net income (dividends) reinvested. Performance figures are shown in Pound Sterling (GBP).

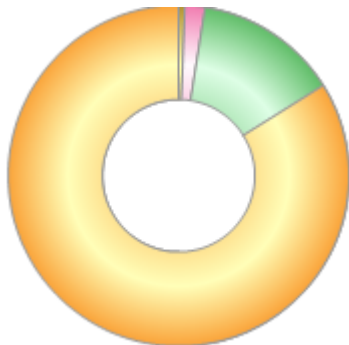
## Contact Details

Address	Invesco Administration Centre, PO Box 586, Darlington, United Kingdom, DL1 9BE
Telephone numbers	MN (Fax Number) 44 20 7543 3588 (Main Number)
Website	<a href="http://www.invesco.co.uk">www.invesco.co.uk</a>
Email	<a href="mailto:enquiry@invesco.com">enquiry@invesco.com</a>

# Invesco Tactical Bond (UK) Z Acc

## Asset Allocation (30 Apr 2024)

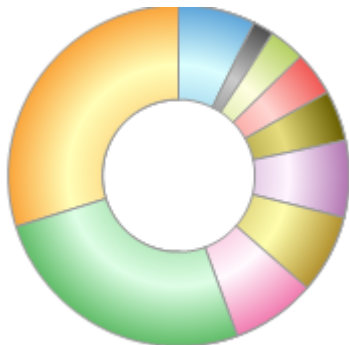
Rank	Asset Classes	%
1	Global Investment Grade Fixed Interest	84.33
2	Global High Yield Fixed Interest	13.73
3	Cash	1.94
4	Bonds - Not Rated	0.64
5	Derivatives	-0.64



Powered by data from FE fundinfo

## Regional Breakdown (30 Apr 2024)

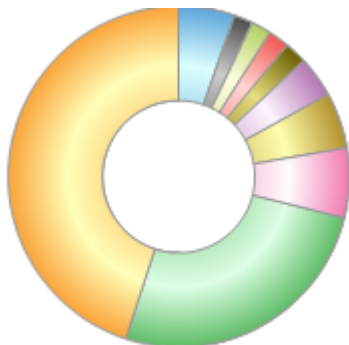
Rank	Regions	%
1	UK	29.85
2	USA	25.84
3	Spain	7.96
4	France	7.45
5	Germany	7.26
6	Australia	4.82
7	Italy	4.20
8	Others	3.35
9	Mexico	1.99
10	Others	7.28



Powered by data from FE fundinfo

## Sector Breakdown (30 Apr 2024)

Rank	Sectors	%
1	Government	44.97
2	Bank	26.18
3	Utility	6.55
4	Auto	5.29
5	Telecom	3.88
6	Insurance	2.12
7	Oil	1.96
8	Cash	1.94
9	Food	1.79
10	Others	5.32



Powered by data from FE fundinfo

## Top Holdings (30 Apr 2024)

Rank	Largest Holdings	%
1	POUND STERLING RECEIV. 07JUN24 JPM	17.26

# Invesco Tactical Bond (UK) Z Acc

Rank	Largest Holdings	%
2	POUND STERLING RECEIV. 17MAY24 RBS	16.10
3	POUND STERLING RECEIV. 19JUL24 JPM	6.77
4	JAPANESE YEN RECEIV. 12JUN24 JPM	4.03
5	POUND STERLING RECEIV. 08MAY24 JPM	3.67
6	UK TREASURY 0.500 OCT 22 61 REG	3.62
7	UNITED STATES TREAS 4.000 FEB 15 34	3.59
8	AUSTRALIA(CMNWLTH) 1.750 NOV 21 32	3.34
9	UNITED STATES TREAS 1.250 APR 15 28	3.33
10	JAPANESE YEN RECEIV. 12JUN24 GOS	3.25