



## Halifax UK FTSE All Share

### Fund objective

To match as closely as possible the performance of the FTSE All-Share Custom Screened Index (the "Benchmark Index"), before deduction of fees, by investing in UK shares. The Fund aims to invest in shares of all of the companies within the Benchmark Index. This is often referred to as a 'full replication' approach. Where HIFML believes it can provide an advantage to the Fund in managing costs, to achieve a more efficient way of tracking the Benchmark Index, or where there are exceptional market circumstances, the Fund may include or exclude specific shares and/or other security types which are representative of a share in the Benchmark Index (such as depositary receipts). The Fund may also invest, up to 10%, in other funds to gain exposure to the Benchmark Index. Derivatives and stock lending may only be used for efficient portfolio management purposes. The Benchmark Index measures the performance of a sub-set of equity securities within the FTSE All-Share Index (the "Parent Index"). The Parent Index provides a representation of the returns of securities in the UK equity market by measuring the performance of shares of small, medium and large companies listed in the UK. The Benchmark Index excludes companies from the Parent Index based on the HIFML exclusions screening criteria... (Please refer to the Trustnet Factsheet or the Provider's Own Factsheet for the full Fund Objective)

### Detailed fund information

**Unit name** Halifax UK FTSE All Share

**FE fundinfo Passive Fund Rating**



**Sector** UK All Companies

**Domicile** United Kingdom

**Fund currency** GBX

**Unit currency** GBX

**Launch date** 05-Nov-2001

**Fund size** (as at 30-Apr-2024) £567.1m

**Primary asset class** Equity

**Inc / Acc** Accumulating

### Price and charges

**Mid price** (as at 20-May-2024) GBX 297.80

**Initial charge** n/a

**Annual charge** 1.00%

### Codes

**Citicode** HV01

**ISIN** GB0031021073

### Management information

**Fund manager** EMEA Portfolio Engineering Team

**Start date** 07-Mar-2022

**Address** Trinity Road, Halifax, West Yorkshire

**Tel** 0129 638 6444 (Fax Number)  
0845 725 3519 (Main Number)

### Website

<http://www.halifax.co.uk/investments>

### Email

[customerrelations@halifax.co.uk](mailto:customerrelations@halifax.co.uk)

### Past performance overview fund vs. sector



17/05/2019 - 17/05/2024 Powered by data from FE fundinfo

### Cumulative performance (%)

	YTD	3m	6m	1y	3ys	5ys
Halifax UK FTSE All Share	+8.0	+8.2	+12.0	+10.3	+22.1	+28.2
UK All Companies	+7.6	+8.0	+12.2	+9.3	+12.6	+21.2

### Discrete performance (%)

	YTD	2023	2022	2021	2020	2019
Halifax UK FTSE All Share	+8.0	+6.9	+0.2	+14.5	-8.1	+16.4
UK All Companies	+7.6	+6.7	-6.9	+13.6	-6.8	+18.3

### Growth of £1000 over 3 years

Total return performance of the fund rebased to 1000. Your actual return would be reduced by the cost of buying and selling the fund, and inflation.



■ Fund

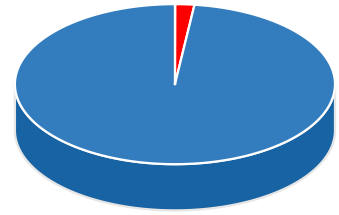
20/05/2021 - 20/05/2024 Powered by data from FE fundinfo

All prices in Pence Sterling (GBX) unless otherwise specified. Price performance figures are calculated on a bid price to bid price basis with net income (dividends) reinvested. Performance figures are shown in Sterling.

Source: FE fundinfo You should not use past performance as a suggestion of future performance. It should not be the main or sole reason for making an investment decision. The value of investments and any income from them can fall as well as rise. You may not get back the amount you invested. Tax concessions are not guaranteed their value will depend on individual circumstances and may change in the future. Fund performance data is based on a (bid to bid) basis and doesn't take into account fees and expenses which are specific to individual plans. Details are available on request.

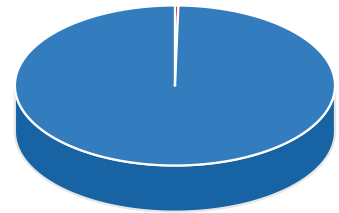
## Asset allocation

Key	Rank	Asset class	% of Fund (31.03.2024)
A	1	UK Equities	98.1
B	2	Futures	1.9
C	3	Other	1.0
D	4	Money Market	-1.0



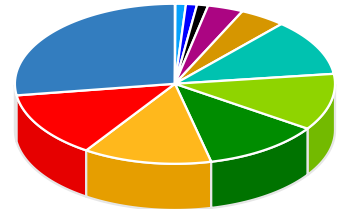
## Regional breakdown

Key	Rank	Region	% of Fund (31.03.2024)
A	1	UK	99.7
B	2	Other	0.3



## Sector breakdown

Key	Rank	Sector	% of Fund (31.03.2024)
A	1	Financials	27.3
B	2	Consumer Services	13.3
C	3	Industrials	13.0
D	4	Health Care	11.9
E	5	Oil & Gas	11.5
F	6	Consumer Goods	11.4
G	7	Basic Materials	4.7
H	8	Utilities	3.6
I	9	Telecommunications	1.1
J	10	Technology	1.1
K	11	Cash and Derivatives	1.1
L	12	Other	0.1



## Top ten holdings

Rank	Holding	% of Fund (31.03.2024)
1	SHELL PLC	7.5
2	ASTRAZENECA PLC	6.9
3	HSBC HOLDINGS PLC	5.2
4	UNILEVER PLC	4.3
5	BP PLC	3.6
6	GLAXOSMITHKLINE	3.0
7	RELX PLC	2.8
8	DIAGEO PLC	2.8
9	RIO TINTO PLC	2.4
10	LONDON STOCK EXCHANGE GROUP PLC	1.9

