



## OMR Artemis UK Smaller Companies

### Fund objective

The OMR Artemis UK Smaller Companies fund invests solely in the Artemis UK Smaller Companies fund, a UK authorised Unit trust, managed by Artemis Fund Managers Limited. The underlying fund aims to grow capital over a five year period, by investing 80% to 100% in shares of smaller companies. Some of the investments in the underlying fund can be difficult to sell at times, which could affect the price of units/shares. The RLL unit-linked fund tracks the performance of the underlying retail fund, and is prefixed with the term "OMR" in order to distinguish it from the underlying retail fund. Investors should note that they are investing in the RLL unit-linked fund, not the underlying retail fund. The investment performance of the RLL version of the fund will be similar, but not the same, as investing in the underlying retail fund directly due to RLL fund charges, appropriate taxation adjustments and the RLL investment process.

### Detailed fund information

**Unit name** OMR Artemis UK Smaller Companies

**FE fundinfo Crown Rating** 

**Sector** UK Smaller Companies

**Domicile** United Kingdom

**Fund currency** GBX

**Unit currency** GBX

**Launch date** 03-Sep-2001

**Fund size** (as at 30-Sep-2021) £4.4m

**Primary asset class** Equity

**Inc / Acc** Accumulating

### Price and charges

**Bid price** (as at 20-May-2024) GBX 403.80

**Offer price** (as at 20-May-2024) GBX 425.00

**Initial charge** n/a

**Annual charge** n/a

### Codes

**Citicode** KS05

**ISIN** GB0030782642

### Management information

**Fund manager** Mark Niznik

**Start date** 22-Oct-2007

**Fund manager** William Tamworth

**Start date** 31-Mar-2016

**Address** Old Mutual House, Portland Terrace, Southampton

**Tel** 0808 171 2626 (Main Number)

**Website** [www.oldmutualwealth.co.uk](http://www.oldmutualwealth.co.uk)

**Email** [ask@omwealth.com](mailto:ask@omwealth.com)

### Past performance overview fund vs. sector



17/05/2019 - 17/05/2024 Powered by data from FE fundinfo

### Cumulative performance (%)

	YTD	3m	6m	1y	3ys	5ys
OMR Artemis UK Smaller Companies	+7.0	+7.7	+11.5	+10.2	+7.0	+21.7
UK Smaller Companies	+8.5	+9.3	+14.8	+10.0	-14.2	+10.9

### Discrete performance (%)

	YTD	2023	2022	2021	2020	2019
OMR Artemis UK Smaller Companies	+7.0	+3.5	-7.6	+21.9	-13.7	+24.1
UK Smaller Companies	+8.5	+0.9	-24.6	+17.2	+3.5	+24.1

### Growth of £1000 over 3 years

Total return performance of the fund rebased to 1000. Your actual return would be reduced by the cost of buying and selling the fund, and inflation.



■ Fund

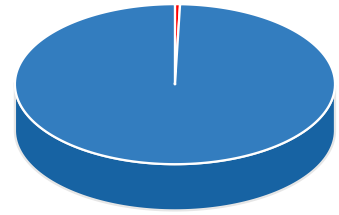
20/05/2021 - 20/05/2024 Powered by data from FE fundinfo

All prices in Pence Sterling (GBX) unless otherwise specified. Price performance figures are calculated on a bid price to bid price basis with net income (dividends) reinvested. Performance figures are shown in Sterling.



# OMR Artemis UK Smaller Companies

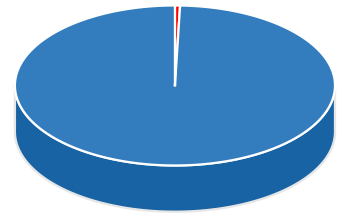
## Asset allocation

Key	Rank	Asset class	% of Fund (31.03.2024)
A 	1	UK Equities	99.5
B 	2	Money Market	0.5



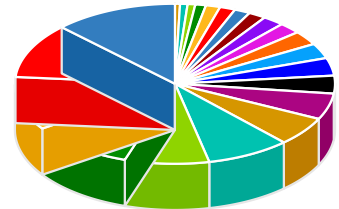
## Regional breakdown

Key	Rank	Region	% of Fund (31.03.2024)
A 	1	UK	99.5
B 	2	Cash & Cash Equivalents	0.5



## Sector breakdown

Key	Rank	Sector	% of Fund (31.03.2024)
A 	1	Financial Services	12.5
B 	2	Industrials	11.1
C 	3	Software	10.8
D 	4	Travel	10.5
E 	5	Building & Construction	8.5
F 	6	Media	8.5
G 	7	Retailers - General	5.9
H 	8	Aerospace & Defence	5.3
I 	9	Telecommunications Utilities	3.6
J 	10	Food Producers	3.6
K 	11	Household Goods	3.1
L 	12	Real Estate	2.9
M 	13	Biotechnology/Medical	2.2
N 	14	Electronic & Electrical Equipment	2.2
O 	15	Beverages	1.8
P 	16	Banks	1.6
Q 	17	Hardware	1.6
R 	18	Transport	1.5
S 	19	Oil & Gas	1.1
T 	20	Health & Household	0.8
U 	21	Mineral Extraction	0.8
V 	22	Money Market	0.5



## Top ten holdings

Rank	Holding	% of Fund (31.03.2024)
1	WILMINGTON PLC COMMON STOCK GBP 5	2.9
2	Serco Group	2.8
3	ALPHA GROUP INTERNATIONAL PL	2.7
4	Mears Group	2.6
5	Keller Group	2.5
6	NCC Group	2.4
7	BABCOCK INTL GROUP PLC	2.4
8	GB GROUP PLC ORD GBP0.025	2.3
9	TATTON ASSET MANAGEMENT PLC	2.2
10	MONEYSUPERMARKET.COM	2.2