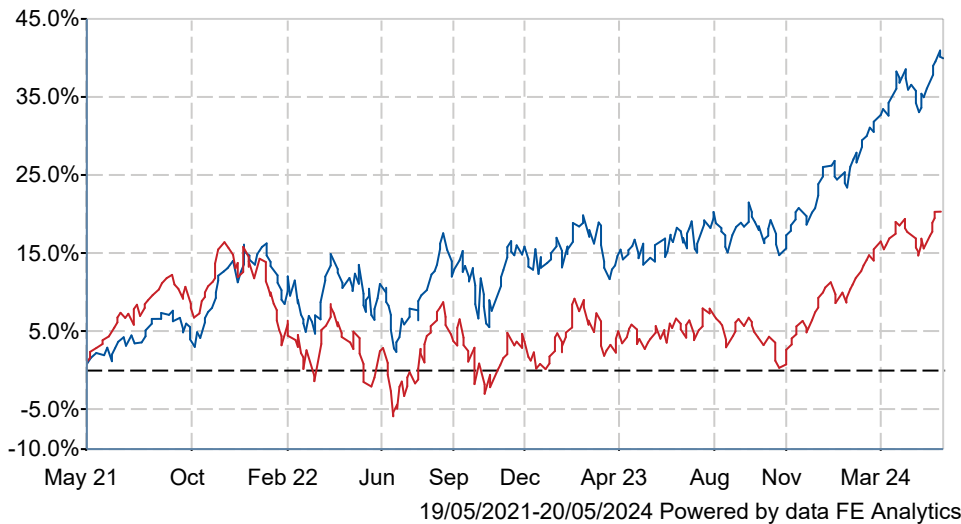




Aegon Global Equity Income A Inc EUR

What is the Fund's objective?

The investment objective is to provide income and capital growth over the longer term by investing in the global equities market. The Fund will aim to deliver a yield higher than that generally available from investment in global equities

Cumulative Performance




	3m	6m	1yr	3yrs	5yrs
 Aegon Global Equity Income A Inc EUR	+6.9	+16.0	+23.0	+39.3	+70.8
 Equity - Ethical	+5.6	+13.5	+13.8	+19.1	+57.3
Rank within sector	59 / 429	89 / 414	62 / 387	26 / 277	56 / 194
Quartile	1	1	1	1	2

Fund Information

Sector	Equity - Ethical
Asset Class	Equity
Launch Date	27-Sep-2012
Fund Size	£633.5m / \$804.8m (31-Mar-2024)
Fund Manager	Mark Peden Douglas Scott Robin Black

How does FE fundinfo rate this fund?

FE fundinfo Crown Rating 

AFI 

Risk Score  98

Investment Details

Initial Charge	5.00%
Annual Charges	1.30%
Note to charges	n/a
Minimum Initial Investment	£ 1,000
Minimum Additional Investment	£ 1,000
Dividend Policy	Feb 01, May 01, Aug 01, Nov 01 (Final)

Prices

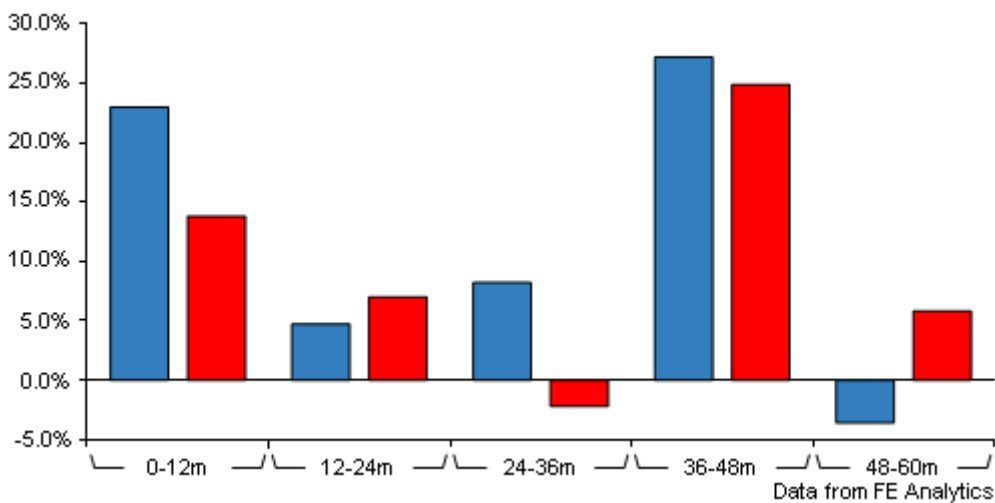
Unit Type	INC
Mid	21.87(EUR)
Price Date	17 May 2024
Yield	2.39

Codes

Citicode	JRQU
SEDOL	BF5SW18
ISIN	IE00BF5SW189

Aegon Global Equity Income A Inc EUR

Discrete Performance



	0-12m	12m-24m	24m-36m	36m-48m	48m-60m
Aegon Global Equity Income A Inc EUR	+23.0	+4.7	+8.2	+27.2	-3.6
Equity - Ethical	+13.8	+7.0	-2.2	+24.9	+5.8
Rank within sector	62 / 387	135 / 346	43 / 277	125 / 226	159 / 194
Quartile	1	2	1	3	4

Price total return performance figures are calculated on a bid price to bid price basis (mid to mid where applicable) with gross income (dividends) reinvested. Performance figures are shown in Pound Sterling (GBP).

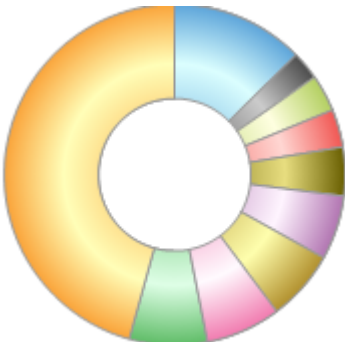
Contact Details

Address	3, Lochside Crescent, EDINBURGH, EH12 9SA
Telephone numbers	8003583009 (Main Number)
Website	www.aegonam.com

Aegon Global Equity Income A Inc EUR

Asset Allocation (30 Apr 2024)

Rank	Asset Classes	%
1	US Equities	45.74
2	Irish Equities	7.42
3	French Equities	7.13
4	Taiwanese Equities	6.66
5	UK Equities	6.10
6	Swiss Equities	4.60
7	Japanese Equities	3.57
8	Spanish Equities	3.47
9	Singapore Equities	2.72
10	Others	12.59



Powered by data from FE fundinfo

Regional Breakdown (30 Apr 2024)

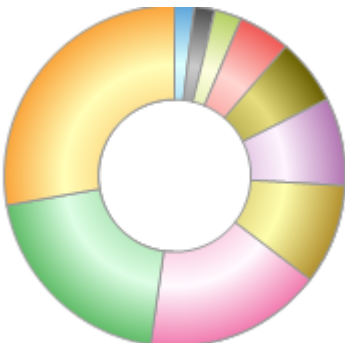
Rank	Regions	%
1	USA	45.74
2	Ireland	7.42
3	France	7.13
4	Taiwan	6.66
5	UK	6.10
6	Switzerland	4.60
7	Japan	3.57
8	Spain	3.47
9	Singapore	2.72
10	Others	12.59



Powered by data from FE fundinfo

Sector Breakdown (31 Mar 2024)

Rank	Sectors	%
1	Information Technology	27.00
2	Financials	19.40
3	Industrials	16.40
4	Health Care	9.20
5	Consumer Discretionary	8.10
6	Consumer Staples	6.10
7	Materials	4.80
8	Utilities	2.50
9	Energy	1.90
10	Real Estate	1.80



Powered by data from FE fundinfo

Top Holdings (30 Apr 2024)

Rank	Largest Holdings	%
1	MICROSOFT CORP	7.73
2	BROADCOM INC	6.35

Aegon Global Equity Income A Inc EUR

Rank	Largest Holdings	%
3	EATON CORP PLC	4.46
4	SCHNEIDER ELECTRIC SE	4.12
5	TAIWAN SEMICONDUCTOR-SP ADR	4.05
6	WATSCO INC	3.06
7	MERCK & CO. INC.	3.05
8	TOTALENERGIES SE TTE FP	3.00
9	LINDE PLC	2.95
10	PEPSICO INC	2.86