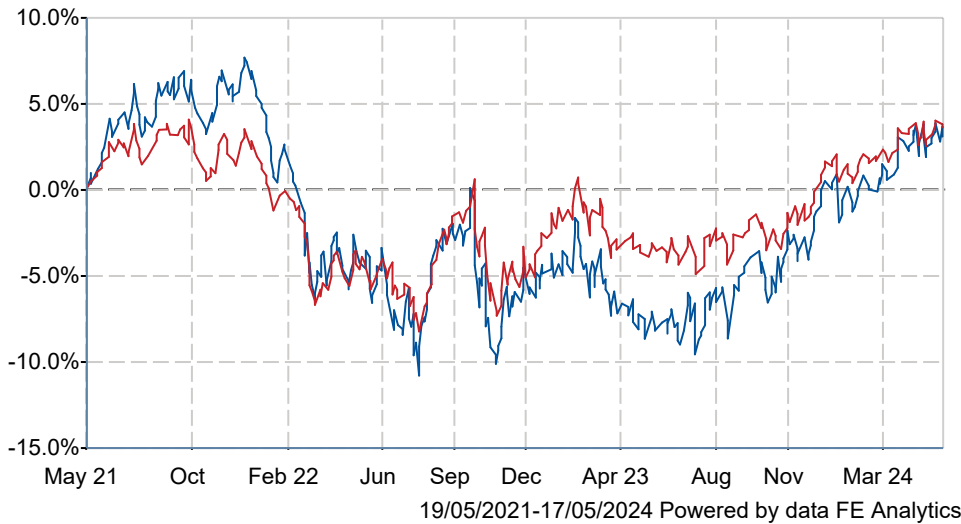


GS Emerging Markets Debt Portfolio R Acc

What is the Fund's objective?

The Portfolio seeks to provide income and capital growth over the longer term.

Cumulative Performance



	3m	6m	1yr	3yrs	5yrs
GS Emerging Markets Debt Portfolio R Acc	+2.9	+6.6	+12.2	+2.7	+1.8
Fixed Int - Emerging Markets	+1.6	+4.8	+7.4	+3.4	+4.2
Rank within sector	65 / 341	102 / 334	44 / 328	186 / 280	166 / 227
Quartile	1	2	1	3	3

Fund Information

Sector	Fixed Int - Emerging Markets
Asset Class	Fixed Interest
Launch Date	03-May-2000
Fund Size	£2,063.7m / \$2,621.8m (17-May-2024)
Fund Manager	Angus Bell

How does FE fundinfo rate this fund?

FE fundinfo Crown Rating	
AFI	NO
Risk Score	81

Other ratings

Morningstar Analyst Rating	Neutral
----------------------------	----------------

Investment Details

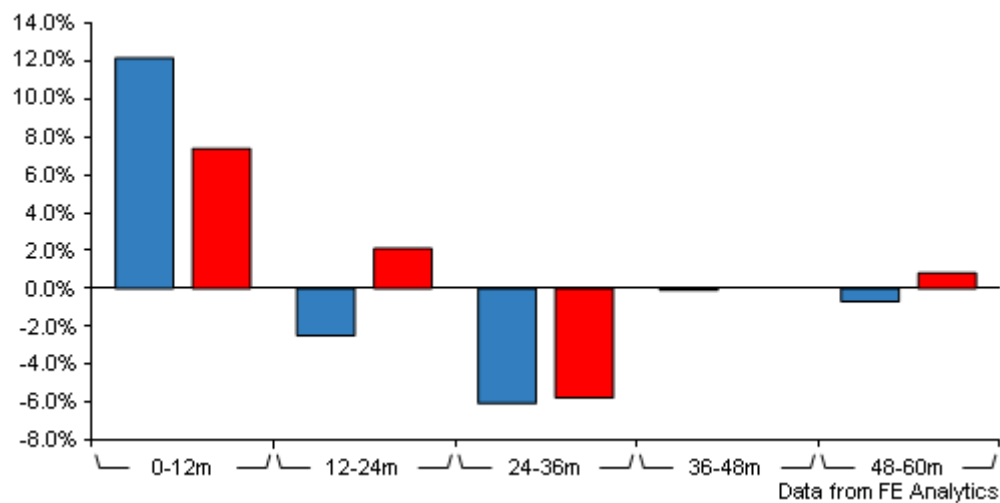
Initial Charge	5.50%
Annual Charges	0.75%
Note to charges	n/a
Minimum Initial Investment	£ 5,000
Minimum Additional Investment	n/a
Dividend Policy	Jan 31, Feb 28, Mar 31, Apr 30, May 31, Jun 30, Jul 31, Aug 31, Sep 30, Oct 31, Nov 30, Dec 12 (Final)

Prices

Unit Type	ACC
Mid	12.63(USD)
Price Date	17 May 2024
Yield	n/a

GS Emerging Markets Debt Portfolio R Acc

Discrete Performance



	0-12m	12m-24m	24m-36m	36m-48m	48m-60m
<div>GS Emerging Markets Debt Portfolio R Acc</div>	+12.2	-2.5	-6.1	-0.1	-0.7
<div>Fixed Int - Emerging Markets</div>	+7.4	+2.1	-5.8	+0.0	+0.8
Rank within sector	44 / 328	273 / 304	180 / 280	111 / 262	163 / 227
Quartile	1	4	3	2	3

Price total return performance figures are calculated on a bid price to bid price basis (mid to mid where applicable) with gross income (dividends) reinvested. Performance figures are shown in Pound Sterling (GBP).

Codes

Citicode	F4JR
SEDOL	B8QZWV9
ISIN	LU0830653209


Contact Details

Address	Plumtree Court 25 Shoe Lane London United Kingdom, EC4A 4AU
Telephone numbers	+44 207 774 6366 (Main Number)
Website	www.gsam.com
Email	GSAMFundData@ny.email.gs.com

GS Emerging Markets Debt Portfolio R Acc

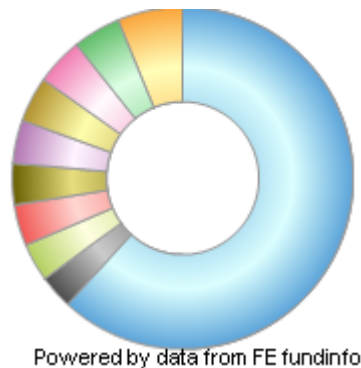
Asset Allocation (30 Apr 2024)

Rank	Asset Classes	%
1	American Emerging Government Fixed Interest	19.25
2	African Government Fixed Interest	11.64
3	GCC Government Fixed Interest	9.03
4	European Emerging Government Fixed Interest	4.97
5	Middle East & African Government Fixed Interest	4.92
6	American Emerging Corporate Fixed Interest	4.55
7	Money Market	4.53
8	Hungarian Government Fixed Interest	3.59
9	Asia Pacific Emerging Government Fixed Income	3.55
10	Others	33.97



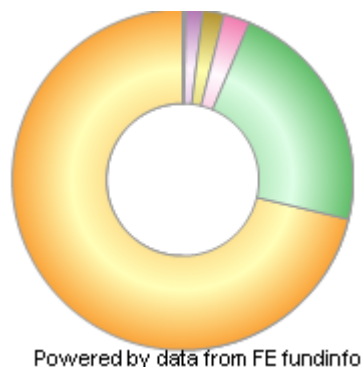
Regional Breakdown (30 Apr 2024)

Rank	Regions	%
1	Mexico	6.19
2	Money Market	4.53
3	Colombia	4.53
4	South Africa	4.25
5	Turkey	4.10
6	Hungary	3.92
7	Brazil	3.89
8	Oman	3.59
9	Dominican Republic	3.23
10	Others	61.77



Sector Breakdown (30 Apr 2024)

Rank	Sectors	%
1	Government Bonds	71.23
2	Corporate Bonds	22.28
3	Money Market	2.50
4	Cash Funds	2.03
5	Fixed Interest	1.55
6	Derivatives	0.21
7	Forwards	0.14
8	Options	0.04
9	Others	0.01
10	Others	0.01



Top Holdings (30 Apr 2024)

GS Emerging Markets Debt Portfolio R Acc

Rank	Largest Holdings	%
2	HUNGARIAN GOVT 6.125% 22 MAY 2028 REGS	0.96
3	COLOMBIAN GOVT 3.125% 15 APR 2031	0.84
4	OMANI GOVT 5.625% 17 JAN 2028 REGS	0.83
5	EASTERN AND SOUTHERN AFRIC 4.875% 23 MAY 2024 REGS	0.77
6	ECUADORIAN GOVT 3.5% 31 JUL 2035 REGS	0.76
7	BRAZILIAN GOVT 6% 20 OCT 2033	0.74
8	COSTA RICAN GOVT 6.55% 03 APR 2034 REGS	0.73
9	DOMINICAN REPUBLIC GOVT 5.5% 22 FEB 2029 REGS	0.71
10	ROMANIAN GOVT 6.625% 17 FEB 2028 REGS	0.71