



Aviva Life UK Index Tracking FPL

Fund objective

The fund's objective is to provide capital growth, by following the performance of the FTSE All-Share Index. The manager will aim to achieve this by mainly holding equities listed on the UK stock market. The equities selected will closely match those which make up the FTSE All-Share Index. This index consists of equities which are listed in the UK of all sizes and all economic sectors.

Detailed fund information

Unit name Aviva Life UK Index Tracking FPL

FE fundinfo Passive Fund Rating



Sector UK All Companies

Domicile United Kingdom

Fund currency GBX

Unit currency GBX

Launch date 30-Nov-1998

Fund size (as at 30-Apr-2024) £4.4m

Primary asset class Equity

Inc / Acc Accumulating

Price and charges

Bid price (as at 20-May-2024) GBX 284.60

Offer price (as at 20-May-2024) GBX 299.50

Initial charge n/a

Annual charge 0.80%

Codes

Citicode FL84

ISIN GB0004805056

Management information

Fund manager Terry Wood

Start date 30-Nov-1998

Fund manager James Harwood

Start date 02-Aug-2004

Fund manager Paul Niven

Start date 01-Jul-2006

Address Aviva Life Services UK Limited, Wellington Row, York

Tel 0800 068 6800 (Main Number)

Website www.aviva.co.uk

Email contactus@aviva.com

Past performance overview fund vs. sector



17/05/2019 - 17/05/2024 Powered by data from FE fundinfo

Cumulative performance (%)

	YTD	3m	6m	1y	3ys	5ys
Aviva Life UK Index Tracking FPL	+8.1	+8.9	+11.7	+9.5	+20.9	+24.1
UK All Companies	+7.6	+8.0	+12.2	+9.3	+12.6	+21.2

Discrete performance (%)

	YTD	2023	2022	2021	2020	2019
Aviva Life UK Index Tracking FPL	+8.1	+5.9	+0.4	+12.6	-8.5	+15.7
UK All Companies	+7.6	+6.7	-6.9	+13.6	-6.8	+18.3

Growth of £1000 over 3 years

Total return performance of the fund rebased to 1000. Your actual return would be reduced by the cost of buying and selling the fund, and inflation.





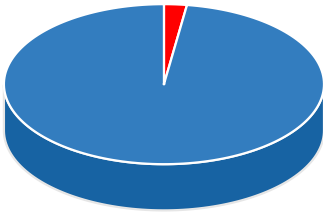
■ Fund

20/05/2021 - 20/05/2024 Powered by data from FE fundinfo



All prices in Pence Sterling (GBX) unless otherwise specified. Price performance figures are calculated on a bid price to bid price basis with net income (dividends) reinvested. Performance figures are shown in Sterling.

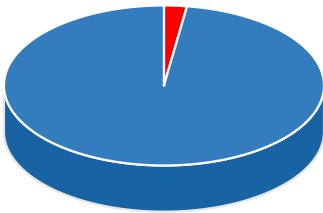
Asset allocation

Key	Rank	Asset class	% of Fund (31.03.2024)
A 	1	UK Equities	97.7
B 	2	Cash	2.3










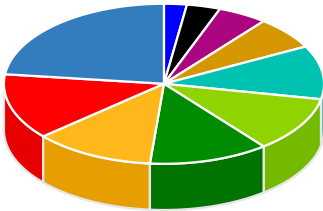
Regional breakdown

Key	Rank	Region	% of Fund (31.03.2024)
A 	1	UK	97.7
B 	2	Cash	2.3



Sector breakdown

Key	Rank	Sector	% of Fund (31.03.2024)
A 	1	Financials	23.1
B 	2	Consumer Staples	13.3
C 	3	Industrials	12.2
D 	4	Consumer Discretionary	12.1
E 	5	Health Care	11.2
F 	6	Energy	10.8
G 	7	Basic Materials	6.6
H 	8	Other	5.0
I 	9	Utilities	3.4
J 	10	Cash	2.3



Top ten holdings

Rank	Holding	% of Fund (31.03.2024)
1	Shell PLC	7.1
2	AstraZeneca PLC	6.6
3	HSBC Holdings PLC	4.9
4	Unilever PLC	4.1
5	BP PLC	3.4
6	GSK PLC	2.9
7	Diageo PLC	2.7
8	RELX PLC	2.7
9	Rio Tinto PLC	2.2
10	Glencore PLC	2.2

