

# GS North America Energy & Energy Infrastructure Equity Portfolio R Acc

## What is the Fund's objective?

The Portfolio seeks to generate income with capital appreciation.

## Cumulative Performance



	3m	6m	1yr	3yrs	5yrs
<div></div> GS North America Energy & Energy Infrastructure Equity Portfolio R Acc	+10.8	+14.1	+27.1	+99.7	+73.9
<div></div> IA Specialist	+5.0	+9.2	+11.6	+14.4	+33.6

## Fund Information

Sector	IA Specialist
Asset Class	Commodity/Energy
Launch Date	14-Apr-2014
Fund Size	£54.5m / \$69.2m (17-May-2024)
Fund Manager	Ganesh V. Jois Kyri Loupis S. Akif Irfan

## How does FE fundinfo rate this fund?

FE fundinfo Crown Rating	<div><div></div><div></div><div></div><div></div><div></div></div>
AFI	NO
Risk Score	163

## Investment Details

Initial Charge	5.50%
Annual Charges	0.75%
Note to charges	n/a
Minimum Initial Investment	£ 5,000
Minimum Additional Investment	n/a
Dividend Policy	Dec 12 (Final)

## Prices

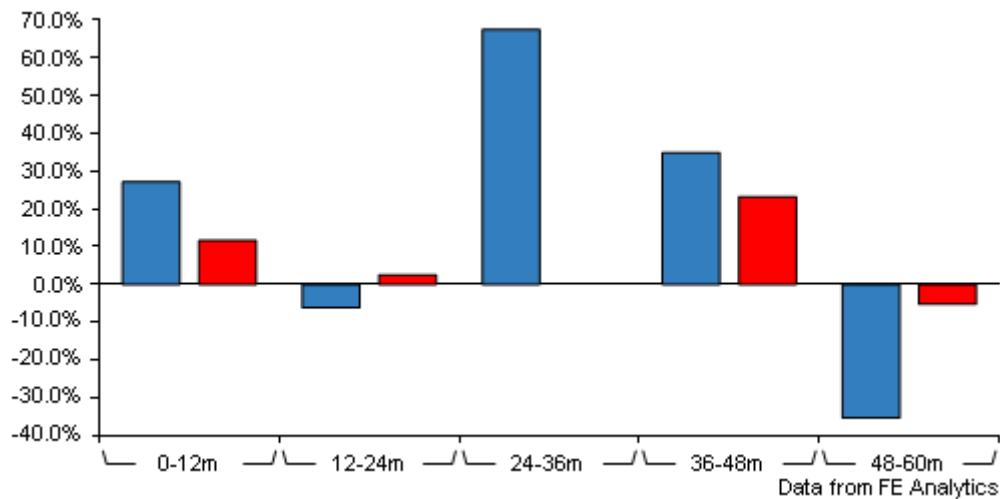
Unit Type	ACC
Mid	12.21(USD)
Price Date	17 May 2024
Yield	n/a

## Codes

Citicode	FJAV
SEDOL	BKS8LD5
ISIN	LU1046546229

# GS North America Energy & Energy Infrastructure Equity Portfolio R Acc

## Discrete Performance



	0-12m	12m-24m	24m-36m	36m-48m	48m-60m
GS North America Energy & Energy Infrastructure Equity Portfolio R Acc	+27.1	-6.2	+67.5	+34.9	-35.4
IA Specialist	+11.6	+2.5	+0.0	+23.2	-5.3

All prices in Pence Sterling (GBX) unless otherwise specified. Price total return performance figures are calculated on a bid price to bid price basis (mid to mid for OEICs) with net income (dividends) reinvested. Performance figures are shown in Pound Sterling (GBP).

## Contact Details

Address Plumtree Court 25 Shoe Lane  
London United Kingdom, EC4A 4AU

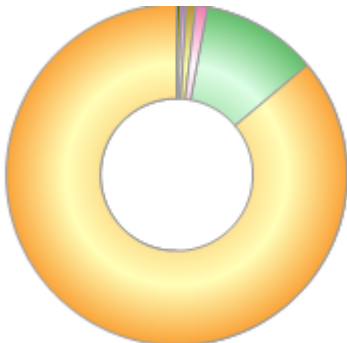
Telephone numbers +44 207 774 6366 (Main Number)

Website [www.gsam.com](http://www.gsam.com)

Email [GSAMFundData@ny.email.gs.com](mailto:GSAMFundData@ny.email.gs.com)

Asset Allocation (29 Mar 2024)

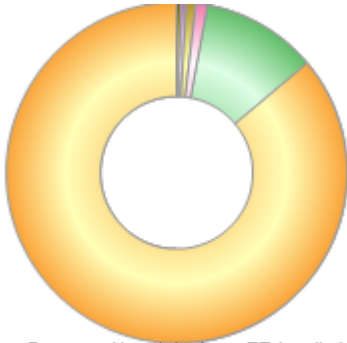
Rank	Asset Classes	%
1	US Equities	86.20
2	Canadian Equities	10.99
3	Money Market	1.05
4	UK Equities	0.87
5	French Equities	0.46
6	Italian Equities	0.43



Powered by data from FE fundinfo

Regional Breakdown (29 Mar 2024)

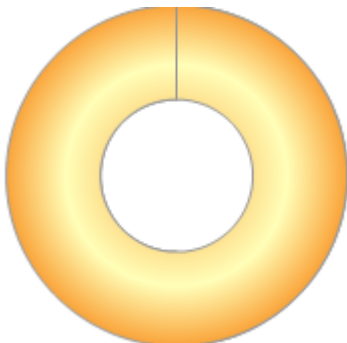
Rank	Regions	%
1	USA	86.20
2	Canada	10.99
3	Not Specified	1.05
4	UK	0.87
5	France	0.46
6	Italy	0.43



Powered by data from FE fundinfo

Sector Breakdown (29 Mar 2024)

Rank	Sectors	%
1	Others	100.00



Powered by data from FE fundinfo

Top Holdings (29 Mar 2024)

Rank	Largest Holdings	%
1	Exxon Mobil Corporation	8.92
2	Chevron Corporation	7.18

# GS North America Energy & Energy Infrastructure Equity Portfolio R Acc

Rank	Largest Holdings	%
3	Targa Resources Corp.	6.77
4	Alerian MLP Index ETN	5.40
5	Plains GP Holdings LP Class A	4.95
6	Williams Companies, Inc.	4.48
7	Enbridge Inc.	4.34
8	ONEOK, Inc.	4.18
9	Cheniere Energy, Inc.	3.97
10	Marathon Petroleum Corporation	3.28