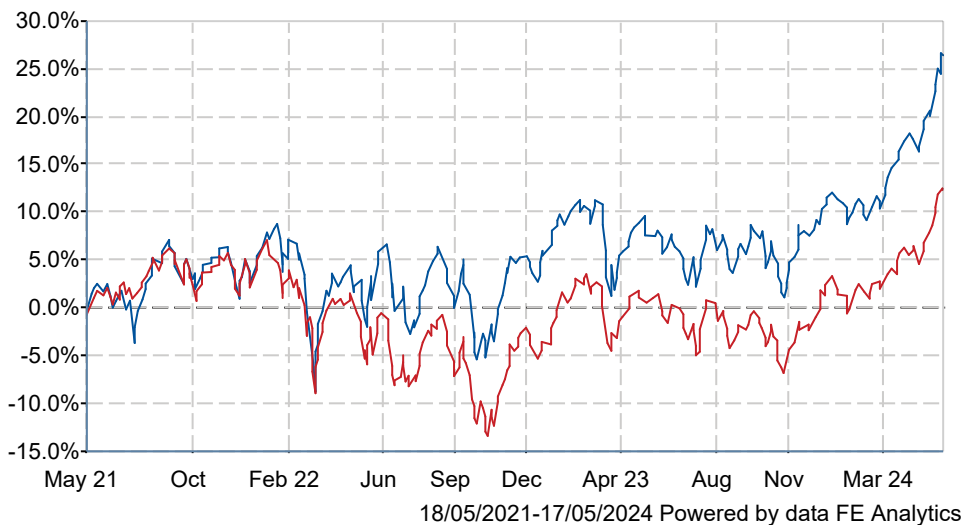




# Fidelity Special Situations W Acc

## What is the Fund's objective?

The Fund aims to increase the value of your investment over a period of 5 years or more. The Fund will invest at least 70% in equities (and their related securities) of UK companies (those domiciled, incorporated or having significant business in UK and those which are listed in the UK). The Investment Manager will focus on companies it believes to be undervalued and whose recovery potential is not recognised by the market. It is not restricted in terms of size or industry. The Fund is actively managed without reference to a benchmark. The Fund may also invest into other transferable securities, collective investment schemes, money market instruments, cash and deposits and is also able to use derivatives for efficient portfolio management and investment purposes. The Variable Share Class (W-VMF) measures its performance relative to the index for the purposes of the Investment Management Charge calculation. The performance index does not influence investment decisions materially. The Fund's performance can be compared to the FTSE All Share (Gross Total Return) Index as the index constituents are representative of the type of companies the Fund invests in. Many funds sold in the UK are grouped into sectors by the Investment Association (the trade body that represents UK Investment Managers), to facilitate comparison between funds with broadly similar characteristics. This Fund is classified in the IA UK All Companies sector. Performance data on funds within this sector may be prepared and published by data providers and will be used when evaluating the performance of this Fund. The IA sector most closely reflects the combination of assets in the Fund.

## Cumulative Performance






	3m	6m	1yr	3yrs	5yrs
 Fidelity Special Situations W Acc	+14.4	+17.2	+17.7	+26.7	+40.1
 IA UK All Companies	+9.6	+14.5	+11.5	+12.8	+27.1
Rank within sector	7 / 234	35 / 234	15 / 232	65 / 224	28 / 214
Quartile	1	1	1	2	1

## Fund Information

Sector	IA UK All Companies
Asset Class	Equity
Launch Date	17-Dec-1979
Fund Size	£2,841.7m / \$3,610.1m (31-Mar-2024)
Fund Manager	Alex Wright Jonathan Winton

## How does FE fundinfo rate this fund?

Alpha Manager Rating	Alex Wright
FE fundinfo Crown Rating	
AFI	 AFI AGGRESSIVE  AFI BALANCED
Risk Score	106

## Other ratings

Morningstar Analyst Rating	
----------------------------	--

## Investment Details

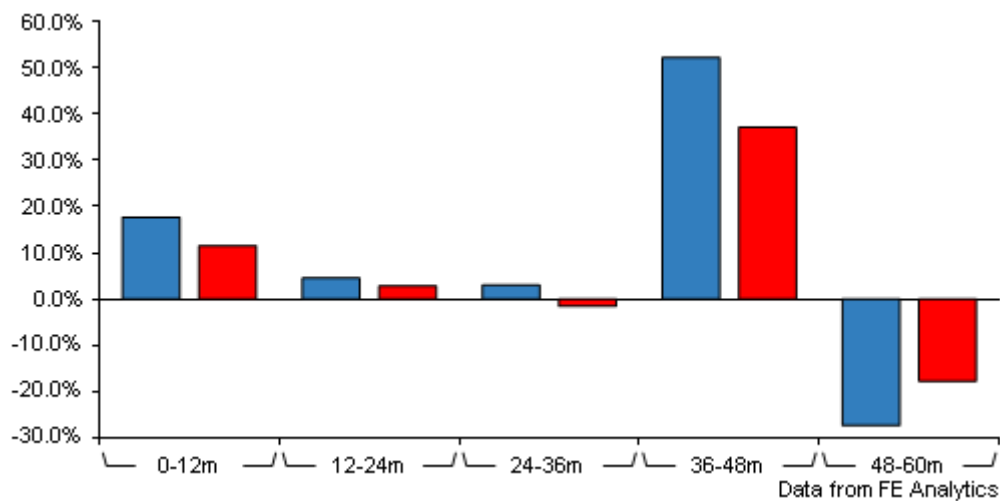
Initial Charge	0.00%
Annual Charges	0.75%
Note to charges	n/a
Minimum Initial Investment	£ 1,000
Minimum Additional Investment	£ 250
Dividend Policy	Mar 01 (Final)

## Prices

Unit Type	ACC
Mid	5090.00(GBX)
Price Date	17 May 2024
Yield	0.00

# Fidelity Special Situations W Acc

## Discrete Performance



	0-12m	12m-24m	24m-36m	36m-48m	48m-60m
<div></div> Fidelity Special Situations W Acc	+17.7	+4.5	+3.0	+52.3	-27.4
<div></div> IA UK All Companies	+11.5	+2.8	-1.6	+37.2	-17.8
Rank within sector	15 / 232	113 / 230	95 / 224	34 / 219	201 / 214
Quartile	1	2	2	1	4

All prices in Pence Sterling (GBX) unless otherwise specified. Price total return performance figures are calculated on a bid price to bid price basis (mid to mid for OEICs) with net income (dividends) reinvested. Performance figures are shown in Pound Sterling (GBP).

## Codes

Citicode	GMUF
SEDOL	B88V3X4
ISIN	GB00B88V3X40

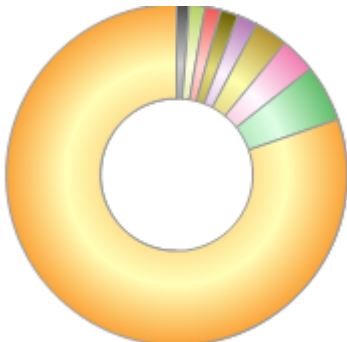
## Contact Details

Address	4 Cannon St, London, EC4M 5AB
Telephone numbers	0333 300 3350 (Main Number)
Website	<a href="http://www.fidelityinternational.com">www.fidelityinternational.com</a>

# Fidelity Special Situations W Acc

## Asset Allocation (31 Mar 2024)

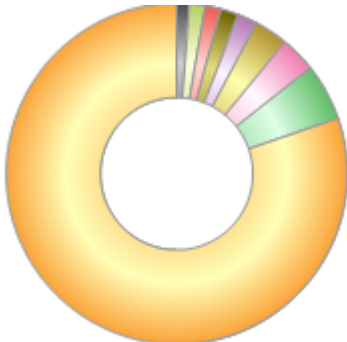
Rank	Asset Classes	%
1	UK Equities	80.58
2	Irish Equities	5.42
3	Italian Equities	3.38
4	Swiss Equities	3.24
5	American Emerging Equities	1.91
6	Austrian Equities	1.74
7	Swedish Equities	1.51
8	Greek Equities	1.47
9	Kazakhstani Equities	1.19
10	Others	-0.44



Powered by data from FE fundinfo

## Regional Breakdown (31 Mar 2024)

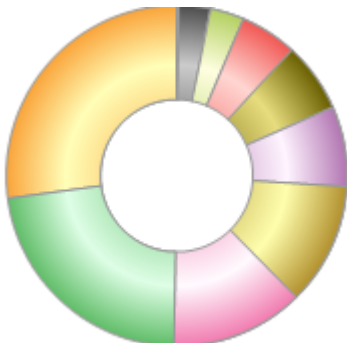
Rank	Regions	%
1	UNITED KINGDOM	80.58
2	IRELAND	5.42
3	ITALY	3.38
4	SWITZERLAND	3.24
5	BERMUDA	1.91
6	AUSTRIA	1.74
7	SWEDEN	1.51
8	GREECE	1.47
9	KAZAKHSTAN	1.19
10	Others	-0.44



Powered by data from FE fundinfo

## Sector Breakdown (31 Mar 2024)

Rank	Sectors	%
1	Financials	27.11
2	Industrials	22.64
3	Consumer Staples	12.64
4	Consumer Discretionary	11.55
5	Health Care	7.64
6	Energy	6.64
7	Basic Materials	5.41
8	Utilities	3.15
9	Telecommunications	2.98
10	Others	0.24



Powered by data from FE fundinfo

## Top Holdings (31 Mar 2024)

Rank	Largest Holdings	%
1	DCC PLC	4.35
2	IMPERIAL BRANDS PLC	3.92

# Fidelity Special Situations W Acc

Rank	Largest Holdings	%
3	AIB GROUP PLC	3.43
4	RYANAIR HOLDINGS PLC	3.38
5	ROCHE HOLDING AG	3.24
6	AVIVA PLC	3.16
7	RECKITT BENCKISER GROUP PLC	2.69
8	CAIRN HOMES PLC	2.69
9	MITIE GROUP PLC	2.62
10	NATWEST GROUP PLC	2.54