

Fidelity Sustainable MoneyBuilder Income W Dis GBP


What is the Fund's objective?

The Fund aims to deliver an income with the potential to increase the value of your investment. The Fund is part of the Fidelity Sustainable Family of Funds and adheres to the Fidelity Sustainable Family framework under which at least 70% of the fund's net assets will be invested in issuers deemed to maintain sustainable characteristics. The Fund will also adhere to the Fidelity Sustainable Family exclusion policy. Investments with sustainable characteristics are those which the Investment Manager believes have effective governance and management of environmental and social issues and deliver long term sustainable outcomes through positive societal impact. Such investments are identified through Fidelity's Sustainable Investing Process, which is built on three related elements; integrated environmental, social and governance ('ESG') analysis, engagement, and collaboration. Sustainable characteristics based on ESG considerations are analysed by Fidelity and principally assessed based on criteria such as but not limited to, climate change mitigation and adaptation, water and waste management and biodiversity, product safety, supply chain, health and safety and human rights. The Fund will be at least 70% exposed to sterling-denominated (or hedged back to sterling) investment grade debt instruments (with a bias towards corporate bonds but may also include securitised bonds). The Fund may hold investments in countries considered as emerging markets as determined by the Investment Manager at its sole discretion. The Fund is actively managed. The Investment Manager identifies suitable opportunities for the Fund utilising in-house research and investment capabilities. The Investment Manager will, when selecting investments for the Fund and for the purposes of monitoring risk, consider the ICE BofA Euro-Sterling Index (the "Index"). However, the Investment Manager has a wide degree of freedom relative to the index and may invest in issuers, sectors, countries and security types not included in the Index in order to take advantage of investment opportunities. This means the Fund's investments and therefore performance may vary significantly from the Index. The Fund may also invest in issuers which demonstrate improving sustainable characteristics and may also invest in other transferable securities, collective investment schemes, money market instruments, cash and near cash deposits. Derivatives may be used for efficient portfolio management and investment purposes and may include (but are not limited to) derivatives on exchange rates, interest rates, inflation and credit. Such investments will be made to take advantage of investment opportunities consistent with the income and growth objectives of the Fund. The Fund may also take positions which enable it to benefit from falling asset prices.

Fund Information

Sector	IA Sterling Corporate Bond
Asset Class	Fixed Interest
Launch Date	12-Sep-1995
Fund Size	£1,715.6m / \$2,179.5m (31-Mar-2024)
Fund Manager	Kristian Atkinson Shamil Pankhania

How does FE fundinfo rate this fund?

FE fundinfo Crown Rating	
AFI	NO
Risk Score	61

Other ratings

Morningstar Analyst Rating



Investment Details

Initial Charge	0.00%
Annual Charges	0.40%
Note to charges	Initial Charges: ;
Minimum Initial Investment	£ 1,000
Minimum Additional Investment	£ 250
Dividend Policy	Jan 01, Feb 01, Mar 01 (Final), Apr 01, May 01, Jun 01, Jul 01, Aug 01, Sep 01, Oct 01, Nov 01, Dec 01

Prices

Unit Type	INC
Mid	99.31[GBX]
Price Date	17 May 2024
Yield	4.95

Fidelity Sustainable MoneyBuilder Income W Dis GBP

Cumulative Performance



	3m	6m	1yr	3yrs	5yrs
<div><div></div>Fidelity Sustainable MoneyBuilder Income W Dis GBP</div>	+1.9	+4.7	+6.8	-10.1	-1.5
<div><div></div>IA Sterling Corporate Bond</div>	+2.1	+4.9	+7.5	-6.8	+2.1
Rank within sector	59 / 97	52 / 95	61 / 95	69 / 90	60 / 85
Quartile	3	3	3	4	3

Codes

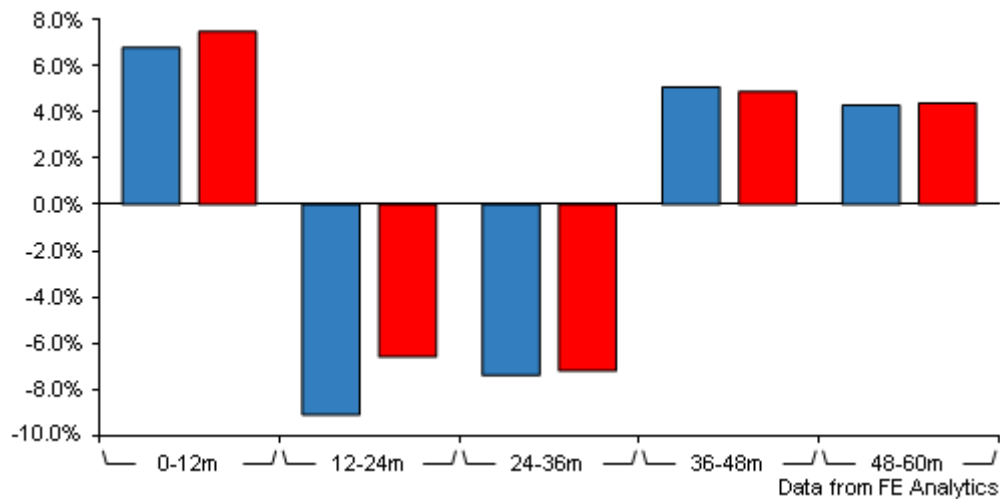
Citicode	GQM7
SEDOL	B3Z9PT6
ISIN	GB00B3Z9PT62

Contact Details

Address	4 Cannon St, London, EC4M 5AB
Telephone numbers	0333 300 3350 (Main Number)
Website	www.fidelityinternational.com

Fidelity Sustainable MoneyBuilder Income W Dis GBP

Discrete Performance

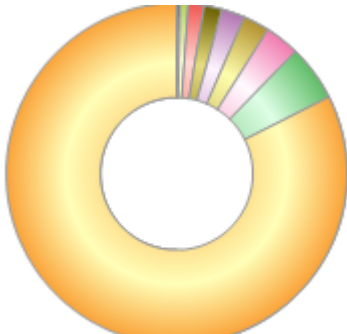


	0-12m	12m-24m	24m-36m	36m-48m	48m-60m
Fidelity Sustainable MoneyBuilder Income W Dis GBP	+6.8	-9.1	-7.4	+5.1	+4.3
IA Sterling Corporate Bond	+7.5	-6.6	-7.2	+4.9	+4.4
Rank within sector	61 / 95	81 / 93	42 / 90	37 / 90	45 / 85
Quartile	3	4	2	2	3

All prices in Pence Sterling (GBX) unless otherwise specified. Price total return performance figures are calculated on a bid price to bid price basis (mid to mid for OEICs) with net income (dividends) reinvested. Performance figures are shown in Pound Sterling (GBP).

Asset Allocation (31 Mar 2024)

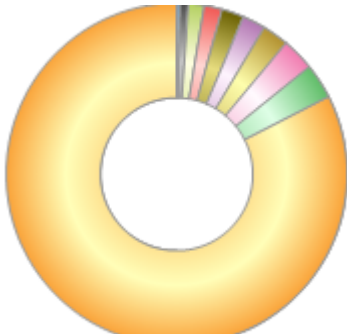
Rank	Asset Classes	%
1	United Kingdom (& Ire.) Corporate Fixed Interest	82.57
2	European Corporate Fixed Interest	5.26
3	Germany (& Aust.) Corporate Fixed Interest	3.26
4	Scandinavia Corporate Fixed Interest	2.49
5	France Corporate Fixed Interest	2.19
6	Cash	1.68
7	United States (& Other Amer.) Corporate Fixed Interest	1.46
8	Switzerland Corporate Fixed Interest	0.83
9	Canada Corporate Fixed Interest	0.28
10	Others	-0.02



Powered by data from FE fundinfo

Regional Breakdown (31 Mar 2024)

Rank	Regions	%
1	United Kingdom (& Ire.)	82.57
2	Germany (& Aust.)	3.26
3	C.I.S / Eastern Europe	3.13
4	Scandinavia	2.49
5	France	2.19
6	Mediterranean	2.13
7	Cash	1.68
8	United States (& Other Amer.)	1.46
9	Switzerland	0.83
10	Others	0.26



Powered by data from FE fundinfo

Sector Breakdown (31 Mar 2024)

Rank	Sectors	%
1	Utility	17.15
2	ABS / MBS	13.92
3	Banks & Brokers	13.57
4	Other Financials	11.39
5	Rounding adjustment	10.91
6	Treasury	7.42
7	Transportation	6.98
8	Property	4.67
9	Insurance	4.35
10	Others	9.64



Powered by data from FE fundinfo

Top Holdings (31 Mar 2024)

Rank	Largest Holdings	%
1	(UKT) United Kingdom of Great Britai	4.75

Fidelity Sustainable MoneyBuilder Income W Dis GBP

Rank	Largest Holdings	%
2	(NGGLN) Wstrn Pwr Distr West Mid	2.30
3	(HTHROW) Heathrow Funding Ltd	2.21
4	(TELSEC) Telereal Securitisation	2.12
5	(BACR) Barclays Plc	2.03
6	(HSBC) Hsbc Holdings Plc	1.78
7	(ORSTED) Orsted A/S	1.75
8	(WSTSTR) Westfield Stratford No 2	1.73
9	(CLEF) Channel Link	1.69
10	(SWSFIN) Southern Water Srvcs Fin	1.55