



Fidelity American Special Situations W Acc

What is the Fund's objective?

The Fund aims to increase the value of your investment over a period of 5 years or more. The Fund will invest at least 70% in equities (and their related securities) of US companies (those domiciled, incorporated or having significant business in the US and those which are listed in the US). The Investment Manager will choose companies it believes are undervalued and whose growth potential is not fully recognised by the market. It is not restricted in terms of size or industry. The Fund is actively managed without reference to a benchmark. The Fund may also invest into other transferable securities, collective investment schemes, money market instruments, cash and deposits and is also able to use derivatives for efficient portfolio management. The Fund's performance can be compared to the S&P 500 NUK Index as the index constituents are representative of the type of companies the Fund invests in. NUK means Net Total Return (WHT 15%). NUK is a customised index variant, designed and maintained by S&P, which aligns more closely with this Fund's withholding tax treatment. Many funds sold in the UK are grouped into sectors by the Investment Association (the trade body that represents UK Investment Managers), to facilitate comparison between funds with broadly similar characteristics. This Fund is classified in the IA North America sector. Performance data on funds within this sector may be prepared and published by data providers and will be used when evaluating the performance of this Fund. The IA sector most closely reflects the combination of assets in the Fund.

Cumulative Performance




	3m	6m	1yr	3yrs	5yrs
 Fidelity American Special Situations W Acc	+4.8	+11.3	+22.5	+35.9	+61.9
 IA North America	+4.5	+15.6	+25.0	+36.3	+82.6
Rank within sector	139 / 254	227 / 253	169 / 252	130 / 227	163 / 204
Quartile	3	4	3	3	4

Fund Information

Sector	IA North America
Asset Class	Equity
Launch Date	10-Nov-1980
Fund Size	£633.2m / \$804.4m (31-Mar-2024)
Fund Manager	Rosanna Burcheri Ashish Bhardwaj

How does FE fundinfo rate this fund?

Alpha Manager Rating	Rosanna Burcheri
FE fundinfo Crown Rating	
AFI	NO
Risk Score	101

Other ratings

Morningstar Analyst Rating	Neutral
----------------------------	----------------

Investment Details

Initial Charge	0.00%
Annual Charges	0.75%
Note to charges	n/a
Minimum Initial Investment	£ 1,000
Minimum Additional Investment	£ 250
Dividend Policy	Mar 01 (Final)

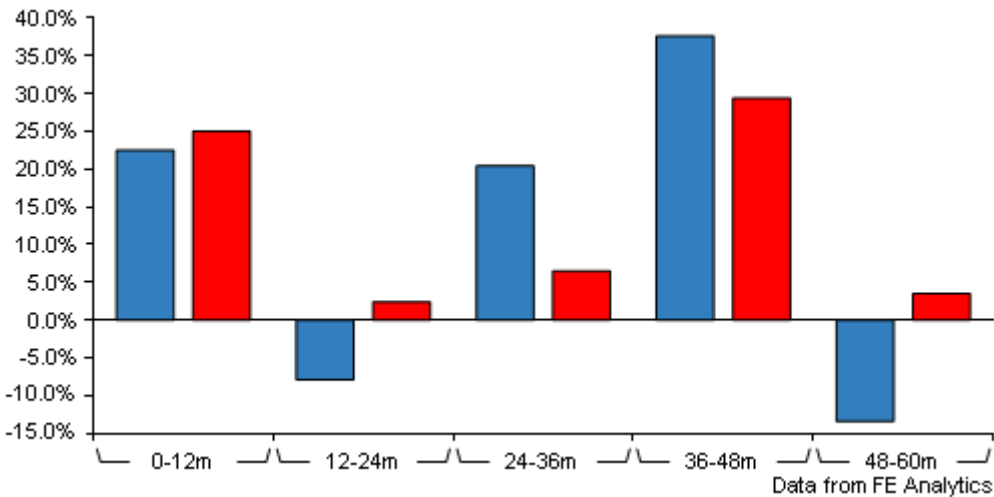
Prices

Unit Type	ACC
Mid	2594.00(GBX)
Price Date	17 May 2024
Yield	0.00

Codes

Citicode	GMUH
SEDOL	B89ST70
ISIN	GB00B89ST706

Fidelity American Special Situations W Acc



	0-12m	12m-24m	24m-36m	36m-48m	48m-60m
<div></div> Fidelity American Special Situations W Acc	+22.5	-7.9	+20.4	+37.6	-13.4
<div></div> IA North America	+25.0	+2.4	+6.5	+29.4	+3.5
Rank within sector	169 / 252	236 / 244	16 / 227	40 / 218	192 / 204
Quartile	3	4	1	1	4

All prices in Pence Sterling (GBX) unless otherwise specified. Price total return performance figures are calculated on a bid price to bid price basis (mid to mid for OEICs) with net income (dividends) reinvested. Performance figures are shown in Pound Sterling (GBP).

Contact Details

Address 4 Cannon St, London, EC4M 5AB

Telephone numbers 0333 300 3350 (Main Number)

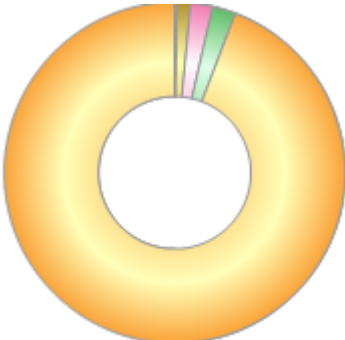
Website www.fidelityinternational.com

Fidelity American Special Situations W

Acc

Asset Allocation (30 Apr 2024)

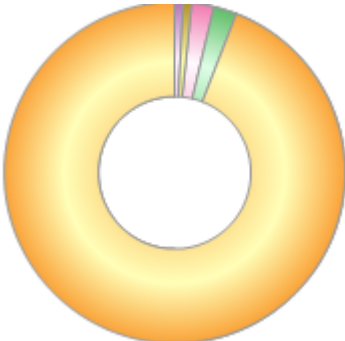
Rank	Asset Classes	%
1	United States Equities	94.20
2	Netherlands Equities	2.20
3	Canada Equities	2.10
4	Korea (South) Equities	1.30
5	Uninvested Cash	0.20



Powered by data from FE fundinfo

Regional Breakdown (31 Mar 2024)

Rank	Regions	%
1	UNITED STATES	94.14
2	CANADA	2.19
3	NETHERLANDS	2.09
4	KOREA (SOUTH)	0.79
5	Uninvested Cash	0.79
6	Derivatives	0.00



Powered by data from FE fundinfo

Sector Breakdown (31 Mar 2024)

Rank	Sectors	%
1	Industrials	19.08
2	Health Care	16.30
3	Financials	12.56
4	Consumer Staples	12.08
5	Communications	10.97
6	Information Technology	10.26
7	Energy	6.57
8	Utilities	4.34
9	Materials	3.40
10	Others	4.44



Powered by data from FE fundinfo

Top Holdings (31 Mar 2024)

Rank	Largest Holdings	%
1	ALPHABET INC	4.30
2	WELLS FARGO & CO NEW	4.22

Fidelity American Special Situations W

Acc

3	FEDEX CORP	3.93
4	ELEVANCE HEALTH INC	3.86
5	SALESFORCE INC	3.69
6	BAKER HUGHES CO	3.64
7	BERKSHIRE HATHAWAY INC DEL	3.62
8	NORFOLK SOUTHERN CORP	3.49
9	UNION PACIFIC CORP	3.45
10	MCKESSON CORP	3.44