

Stan Life Fidelity Global Special Situations Pn

Fund objective

The Fund aims to increase the value of your investment over a period of 5 years or more. The Fund will invest at least 70% in equities (and their related securities) of companies globally which could include countries considered to be emerging markets as determined by the Investment Manager at its sole discretion. The investment manager will focus on companies it believes to be undervalued and whose recovery potential is not recognised by the market. The Fund is actively managed. The Investment Manager identifies suitable opportunities for the Fund utilising in-house research and investment capabilities. The Investment Manager will, when selecting investments for the Fund and for the purposes of monitoring risk, consider the MSCI All Country World Index. However, the Investment Manager has a wide degree of freedom relative to the index and may take larger, or smaller, positions in companies, and/or may invest outside the index, to take advantage of investment opportunities. This means the Fund's investments and therefore performance may vary significantly from the index. The Fund may also invest in other transferable securities, collective investment schemes, money market instruments, cash and deposits and is also able to use derivatives for efficient portfolio management... (Please refer to the Trustnet Factsheet or the Provider's Own Factsheet for the full Fund Objective)

Detailed fund information

Unit name Stan Life Fidelity Global Special Situations Pn

FE fundinfo Crown Rating 

Sector Global Equities

Domicile United Kingdom

Fund currency GBX

Unit currency GBX

Launch date 14-Sep-2006

Fund size (as at 31-Mar-2024) £163.4m

Primary asset class Equity

Inc / Acc Accumulating

Price and charges

Mid price (as at 17-May-2024) GBX 708.10

Initial charge n/a

Annual charge 2.00%

Codes

Citicode E141

ISIN GB00B3L49Q05

Management information

Fund manager Christine Baalham

Start date 31-Mar-2024

Address Standard Life House, 30 Lothian Road, Edinburgh

Website www.standardlife.com

Past performance overview fund vs. sector



17/05/2019 - 17/05/2024 Powered by data from FE fundinfo

Cumulative performance (%)

	YTD	3m	6m	1y	3ys	5ys
Stan Life Fidelity Global Special Situations Pn	+8.9	+5.5	+13.8	+18.1	+18.4	+55.9
Global Equities	+9.5	+5.8	+14.0	+17.3	+26.9	+58.7

Discrete performance (%)

	YTD	2023	2022	2021	2020	2019
Stan Life Fidelity Global Special Situations Pn	+8.9	+12.3	-11.5	+15.2	+16.3	+20.7
Global Equities	+9.5	+13.5	-9.3	+18.2	+9.9	+21.2

Growth of £1000 over 3 years

Total return performance of the fund rebased to 1000. Your actual return would be reduced by the cost of buying and selling the fund, and inflation.

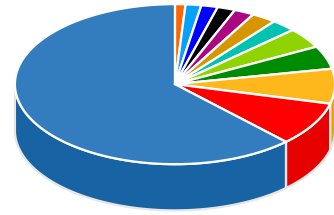


20/05/2021 - 17/05/2024 Powered by data from FE fundinfo

All prices in Pence Sterling (GBX) unless otherwise specified. Price performance figures are calculated on a bid price to bid price basis with net income (dividends) reinvested. Performance figures are shown in Sterling.

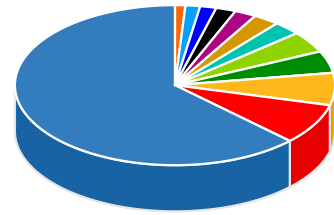
Asset allocation

Key	Rank	Asset class	% of Fund (29.02.2024)
A	1	US Equities	62.2
B	2	Japanese Equities	8.9
C	3	International Equities	7.0
D	4	German Equities	4.7
E	5	UK Equities	4.1
F	6	French Equities	2.5
G	7	Dutch Equities	2.5
H	8	South Korean Equities	2.0
I	9	Taiwanese Equities	1.8
J	10	Swiss Equities	1.7
K	11	Italian Equities	1.6
L	12	Money Market	1.1



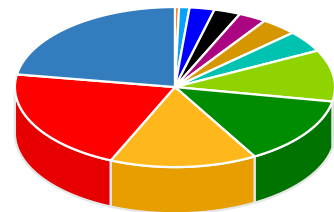
Regional breakdown

Key	Rank	Region	% of Fund (31.03.2024)
A	1	UNITED STATES	62.8
B	2	JAPAN	8.2
C	3	Others	6.5
D	4	GERMANY	4.4
E	5	UNITED KINGDOM	4.3
F	6	NETHERLANDS	2.8
G	7	FRANCE	2.6
H	8	KOREA (SOUTH)	2.2
I	9	TAIWAN	2.0
J	10	SWITZERLAND	1.6
K	11	CANADA	1.5
L	12	Uninvested Cash	1.1
M	13	Derivatives	0.0



Sector breakdown

Key	Rank	Sector	% of Fund (31.03.2024)
A	1	Information Technology	22.5
B	2	Financials	21.0
C	3	Health Care	14.9
D	4	Consumer Discretionary	13.8
E	5	Industrials	10.4
F	6	Communications	4.3
G	7	Utilities	3.7
H	8	Consumer Staples	2.8
I	9	Materials	2.7
J	10	Energy	2.5
K	11	Money Market	1.1
L	12	Real Estate	0.4
M	13	Derivatives	0.0



Top ten holdings

Rank	Holding	% of Fund (31.03.2024)
1	MICROSOFT CORP	5.8
2	AMAZON.COM INC	3.2
3	ALPHABET INC	3.2
4	JPMORGAN CHASE & CO	2.2
5	MASTERCARD INC	2.0
6	UNITEDHEALTH GROUP INC	1.9
7	HCA HEALTHCARE INC	1.8
8	CENCORA INC	1.8
9	QUANTA SVCS INC	1.6
10	IQVIA HOLDINGS INC	1.6