



Schroder ISF Global Energy A Dis NAV GBP AV

What is the Fund's objective?

The fund aims to provide capital growth in excess of the MSCI World Energy (Net TR) Index after fees have been deducted over a three to five year period by investing in equities of companies in the energy sector.

Cumulative Performance



	3m	6m	1yr	3yrs	5yrs
 Schroder ISF Global Energy A Dis NAV GBP AV	+12.7	+9.8	+26.1	+99.2	+46.5
 IA Global	+5.3	+13.9	+16.1	+22.6	+59.9
Rank within sector	7 / 563	493 / 556	73 / 546	1 / 478	308 / 402
Quartile	1	4	1	1	4

Fund Information

Sector	IA Global
Asset Class	Commodity/Energy
Launch Date	30-Jun-2006
Fund Size	£369.5m / \$469.4m (17-May-2024)
Fund Manager	Mark Lacey Alex Monk Felix Odey

How does FE fundinfo rate this fund?

FE fundinfo Crown Rating	
AFI	NO
Risk Score	184

Investment Details

Initial Charge	5.00%
Annual Charges	1.50%
Note to charges	Annual Management Charges: max.;
Minimum Initial Investment	£ 1,000
Minimum Additional Investment	£ 1,000
Dividend Policy	Jan 17 (Final), Feb 21, Mar 27, Apr 21, May 21, Jun 30, Jul 21, Aug 21, Sep 28, Oct 21, Nov 21, Dec 21 (Final)

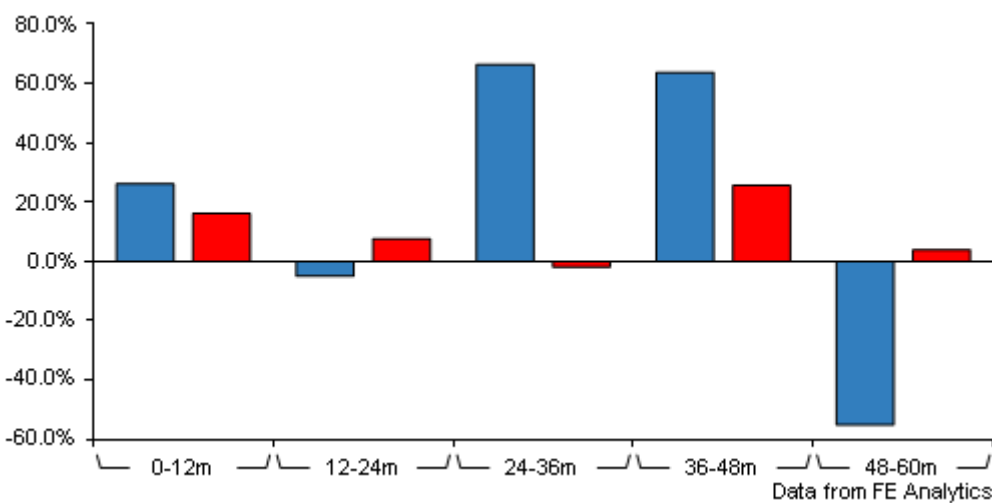
Prices

Unit Type	INC
Mid	12.46(GBP)
Price Date	17 May 2024
Yield	0.00

Codes

Citicode	EIP6
SEDOL	B2QM263
ISIN	LU0355356758

Schroder ISF Global Energy A Dis NAV GBP AV



	0-12m	12m-24m	24m-36m	36m-48m	48m-60m
<div></div> Schroder ISF Global Energy A Dis NAV GBP AV	+26.1	-5.0	+66.3	+63.7	-55.1
<div></div> IA Global	+16.1	+7.6	-1.9	+25.6	+3.9
Rank within sector	73 / 546	500 / 522	2 / 478	11 / 441	402 / 402
Quartile	1	4	1	1	4

All prices in Pence Sterling (GBX) unless otherwise specified. Price total return performance figures are calculated on a bid price to bid price basis (mid to mid for OEICs) with net income (dividends) reinvested. Performance figures are shown in Pound Sterling (GBP).

Contact Details

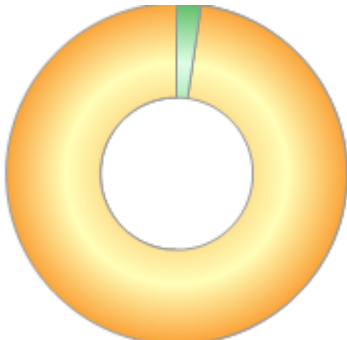
Address	5, rue Höhenhof, 1736, senningerberg, Luxembourg, Luxembourg
Telephone numbers	IH (Main Number)
Website	www.schroders.com/en/lu/

Schroder ISF Global Energy A Dis NAV

GBP AV

Asset Allocation (30 Jun 2023)

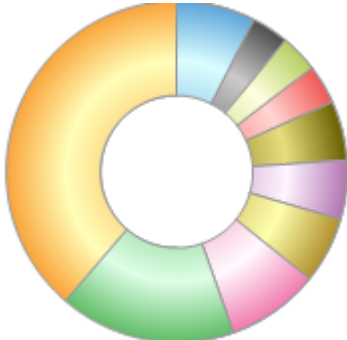
Rank	Asset Classes	%
1	Equities	97.75
2	Liquid Assets	2.25



Powered by data from FE fundinfo

Regional Breakdown (31 Mar 2024)

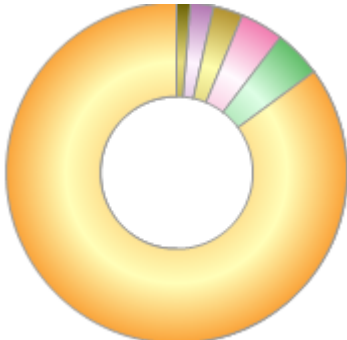
Rank	Regions	%
1	United States	38.65
2	United Kingdom	16.67
3	Canada	8.78
4	Netherlands	6.28
5	France	5.61
6	Norway	5.59
7	Italy	3.74
8	Spain	3.62
9	Portugal	3.52
10	Others	7.54



Powered by data from FE fundinfo

Sector Breakdown (31 Mar 2024)

Rank	Sectors	%
1	Energy	85.11
2	Industrials	4.47
3	Utilities	4.10
4	Liquid Assets	2.77
5	Consumer Staples	2.21
6	Materials	1.34



Powered by data from FE fundinfo

Top Holdings (31 Mar 2024)

Rank	Largest Holdings	%
1	BP PLC	4.18
2	Drax Group PLC	4.10

Schroder ISF Global Energy A Dis NAV

GBP AV

3	Shell PLC	3.84
4	Eni SpA	3.74
5	Repsol SA	3.62
6	Coterra Energy Inc	3.54
7	Galp Energia SGPS SA	3.52
8	Devon Energy Corp	3.47
9	Baker Hughes Co	3.33
10	John Wood Group PLC	3.22