



SLFC UK Equity Pension

Fund objective

Growth

Detailed fund information

Unit name SLFC UK Equity Pension

FE fundinfo Crown Rating



Sector UK All Companies

Domicile United Kingdom

Fund currency GBX

Unit currency GBX

Launch date 01-Jan-1985

Fund size (as at 30-Apr-2024) £900.8m

Primary asset class Equity

Inc / Acc Accumulating

Price and charges

Bid price (as at 16-May-2024) GBX
2685.90

Offer price (as at 16-May-2024) GBX
2827.20

Initial charge n/a

Annual charge 0.88%

Codes

Citicode IP14

ISIN GB0004596804

Management information

Fund manager MFS International (U.K.)
Limited

Start date 26-Apr-2011

Address Sun Life Financial of Canada,
Matrix House, Basing View,
Basingstoke

Tel 0870 1611 111 (Main Number)

Website

<http://www.sunlifefinancialofcanada.co.uk>

Email

uk.customerservice@sloc.co.uk

Past performance overview fund vs. sector



17/05/2019 - 16/05/2024 Powered by data from FE fundinfo

Cumulative performance (%)

	YTD	3m	6m	1y	3ys	5ys
SLFC UK Equity Pension	+8.1	+7.7	+12.5	+7.6	+17.3	+22.7
UK All Companies	+8.7	+10.1	+14.1	+11.2	+15.0	+24.8

Discrete performance (%)

	YTD	2023	2022	2021	2020	2019
SLFC UK Equity Pension	+8.1	+4.6	-2.5	+14.1	-8.9	+19.1
UK All Companies	+8.7	+7.5	-7.3	+15.4	-7.2	+20.4

Growth of £1000 over 3 years

Total return performance of the fund rebased to 1000. Your actual return would be reduced by the cost of buying and selling the fund, and inflation.





■ Fund

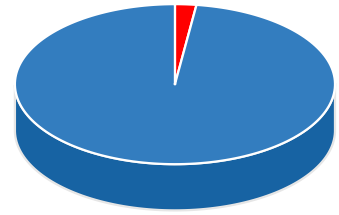
20/05/2021 - 16/05/2024 Powered by data from FE fundinfo

All prices in Pence Sterling (GBX) unless otherwise specified. Price performance figures are calculated on a bid price to bid price basis with net income (dividends) reinvested. Performance figures are shown in Sterling.

SLFC UK Equity Pension

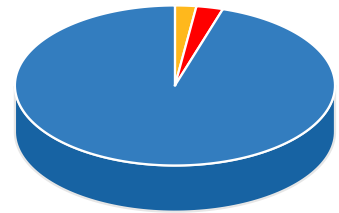
Asset allocation

Key	Rank	Asset class	% of Fund (29.02.2024)
A 	1	Equities	97.9
B 	2	Money Market	2.2



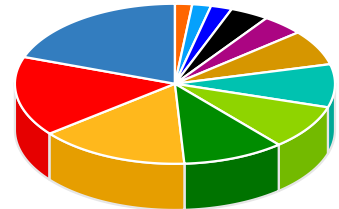
Regional breakdown

Key	Rank	Region	% of Fund (29.02.2024)
A 	1	United Kingdom	95.2
B 	2	Ireland	2.7
C 	3	Money Market	2.2



Sector breakdown

Key	Rank	Sector	% of Fund (29.02.2024)
A 	1	Industrials	19.6
B 	2	Consumer Staples	16.1
C 	3	Financials	15.3
D 	4	Consumer Discretionary	10.3
E 	5	Health Care	9.0
F 	6	Energy	8.7
G 	7	Materials	7.1
H 	8	Communication Services	4.3
I 	9	Utilities	3.9
J 	10	Money Market	2.2
K 	11	Information Technology	1.9
L 	12	Real Estate	1.7



Top ten holdings

Rank	Holding	% of Fund (29.02.2024)
1	AstraZeneca PLC	7.4
2	Shell PLC	7.2
3	RELX PLC	5.8
4	Diageo PLC	5.2
5	Rio Tinto PLC	4.9
6	Experian PLC	4.3
7	Tesco PLC	4.0
8	National Grid PLC	3.9
9	Reckitt Benckiser Group PLC	3.7
10	Haleon PLC	3.3