



Schroder UK Dynamic Smaller Companies Z Acc

What is the Fund's objective?

The fund aims to provide capital growth in excess of the Numis Small Companies Plus AIM excluding Investment Companies Total Return GBP index (after fees have been deducted) over a three to five year period by investing in equities of small-sized UK companies.

Cumulative Performance



	3m	6m	1yr	3yrs	5yrs
 Schroder UK Dynamic Smaller Companies Z Acc	+6.7	+13.8	+3.7	-15.7	+17.2
 IA UK Smaller Companies	+9.9	+16.2	+10.4	-13.8	+18.9
Rank within sector	44 / 47	39 / 47	44 / 47	25 / 46	24 / 45
Quartile	4	4	4	3	3

Fund Information

Sector	IA UK Smaller Companies
Asset Class	Equity
Launch Date	02-Jul-1999
Fund Size	£160.9m / \$204.4m (20-May-2024)
Fund Manager	Mr. James Goodman

How does FE fundinfo rate this fund?

FE fundinfo Crown Rating	
AFI	NO
Risk Score	97

Investment Details

Initial Charge	0.00%
Annual Charges	0.92%
Note to charges	Initial Charges: max.;
Minimum Initial Investment	£ 50,000
Minimum Additional Investment	£ 10,000
Dividend Policy	Jan 01 (Final), Jul 01

Prices

Unit Type	ACC
Mid	576.10(GBX)
Price Date	20 May 2024
Yield	1.68

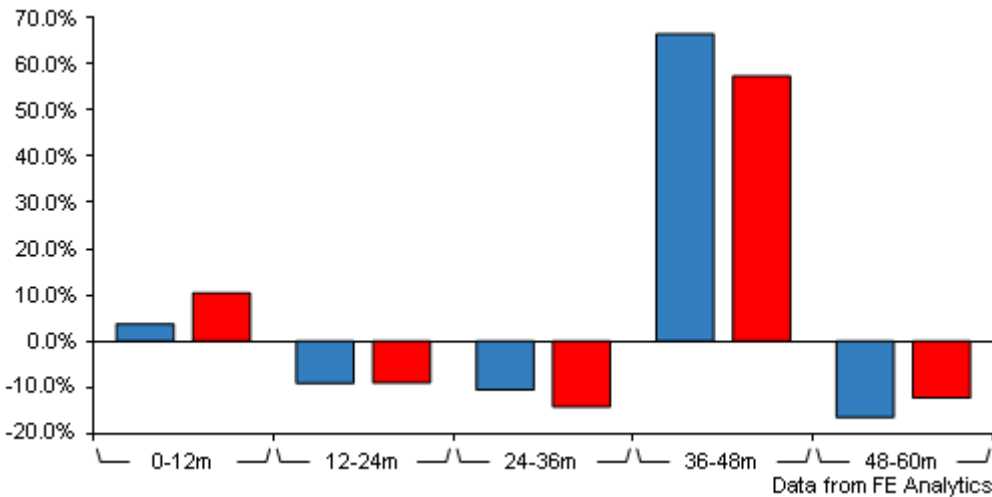
Codes

Citicode	KR20
SEDOL	0722036
ISIN	GB0007220360

Contact Details

Address	1 London Wall Place, London, EC2Y 5AU
Telephone numbers	44 (0)20 7658 6000 (Main Number)
Website	www.schroders.co.uk

Schroder UK Dynamic Smaller Companies Z Acc



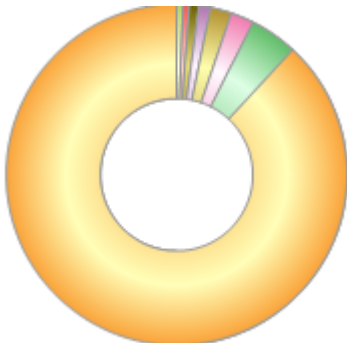
	0-12m	12m-24m	24m-36m	36m-48m	48m-60m
<div></div> Schroder UK Dynamic Smaller Companies Z Acc	+3.7	-9.1	-10.6	+66.5	-16.5
<div></div> IA UK Smaller Companies	+10.4	-9.0	-14.2	+57.4	-12.3
Rank within sector	44 / 47	22 / 47	15 / 46	16 / 45	27 / 45
Quartile	4	2	2	2	3

All prices in Pence Sterling (GBX) unless otherwise specified. Price total return performance figures are calculated on a bid price to bid price basis (mid to mid for OEICs) with net income (dividends) reinvested. Performance figures are shown in Pound Sterling (GBP).

Schroder UK Dynamic Smaller Companies Z Acc

Asset Allocation (31 Mar 2024)

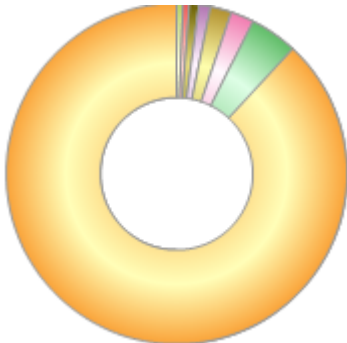
Rank	Asset Classes	%
1	UK Equities	88.07
2	US Equities	4.48
3	Money Market	2.17
4	Israeli Equities	1.99
5	European Emerging Equities	1.09
6	Singapore Equities	0.92
7	Asia Pacific Emerging Equities	0.64
8	Irish Equities	0.63



Powered by data from FE fundinfo

Regional Breakdown (31 Mar 2024)

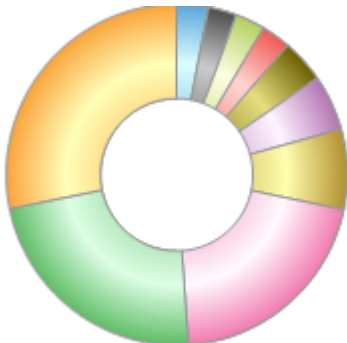
Rank	Regions	%
1	United Kingdom	88.07
2	United States	4.48
3	Liquid Assets	2.17
4	Israel	1.99
5	Georgia	1.09
6	Singapore	0.92
7	Vietnam	0.64
8	Ireland	0.63



Powered by data from FE fundinfo

Sector Breakdown (31 Mar 2024)

Rank	Sectors	%
1	Industrials	28.21
2	Consumer Discretionary	22.89
3	Technology	20.57
4	Financials	7.57
5	Basic Materials	5.34
6	Telecommunications	4.13
7	Liquid Assets	2.80
8	Energy	2.79
9	Health Care	2.67
10	Others	3.03



Powered by data from FE fundinfo

Top Holdings (31 Mar 2024)

Rank	Largest Holdings	%
1	Renew Holdings PLC	3.72
2	Quixant PLC	3.11

Schroder UK Dynamic Smaller Companies Z Acc

3	Hollywood Bowl Group PLC	2.97
4	Telecom Plus PLC	2.91
5	Alfa Financial Software Holdings PLC	2.79
6	Kainos Group PLC	2.75
7	Pendragon PLC	2.67
8	Midwich Group PLC	2.61
9	Boku Inc	2.60
10	Foresight Group Holdings Ltd	2.38