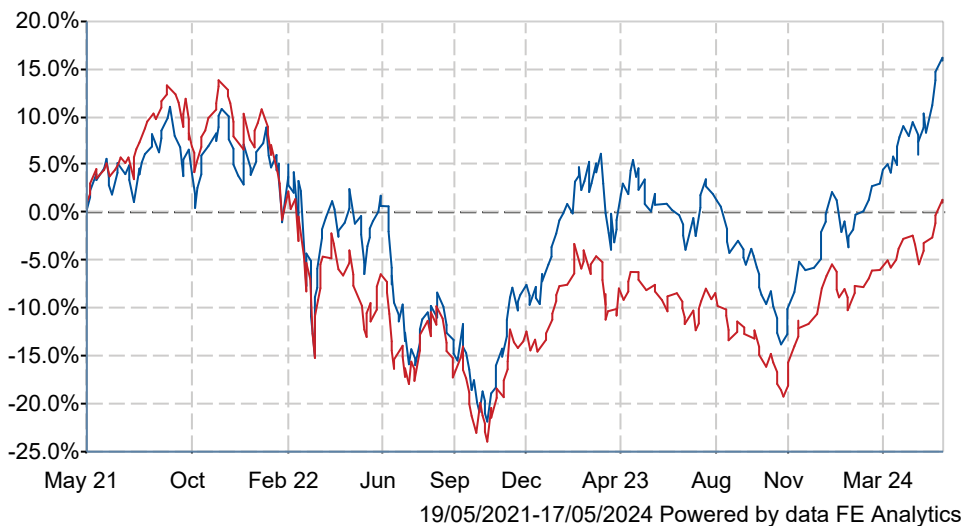




Invesco European Smaller Companies (UK) Z Acc

What is the Fund's objective?

The objective of the Fund is to achieve long-term (5 years plus) capital growth. The Fund invests at least 80% of its assets in shares of smaller companies incorporated, domiciled, listed or carrying out the main part of their economic activity in Europe, excluding the UK. The Fund may use derivatives (complex instruments) to manage the Fund more efficiently, with the aim of reducing risk, reducing costs and/or generating additional capital or income. The Fund has an active investment approach based on stock selection driven by the fund manager's assessment of valuation. The Fund is not constrained by a benchmark and has a flexible approach with no inbuilt bias to country or sector, with a preference for smaller companies (typically companies that are no larger (by market capitalisation) than the largest company in the bottom 20% of the FTSE Europe Ex UK Index).

Cumulative Performance



	3m	6m	1yr	3yrs	5yrs
 Invesco European Smaller Companies (UK) Z Acc	+12.8	+22.2	+15.0	+15.5	+59.4
 IA European Smaller Companies	+7.5	+13.9	+10.1	+0.7	+36.3
Rank within sector	1 / 27	2 / 28	3 / 28	1 / 28	3 / 27
Quartile	1	1	1	1	1

Fund Information

Sector	IA European Smaller Companies
Asset Class	Equity
Launch Date	31-Dec-1984
Fund Size	£182.4m / \$231.8m (30-Apr-2024)
Fund Manager	James Matthews Michael Oliveros

How does FE fundinfo rate this fund?

FE fundinfo Crown Rating	
AFI	NO
Risk Score	137

Investment Details

Initial Charge	0.80%
Annual Charges	0.80%
Note to charges	Initial Charges: max.;
Minimum Initial Investment	£ 500
Minimum Additional Investment	£ 500
Dividend Policy	Aug 01 (Final)

Prices

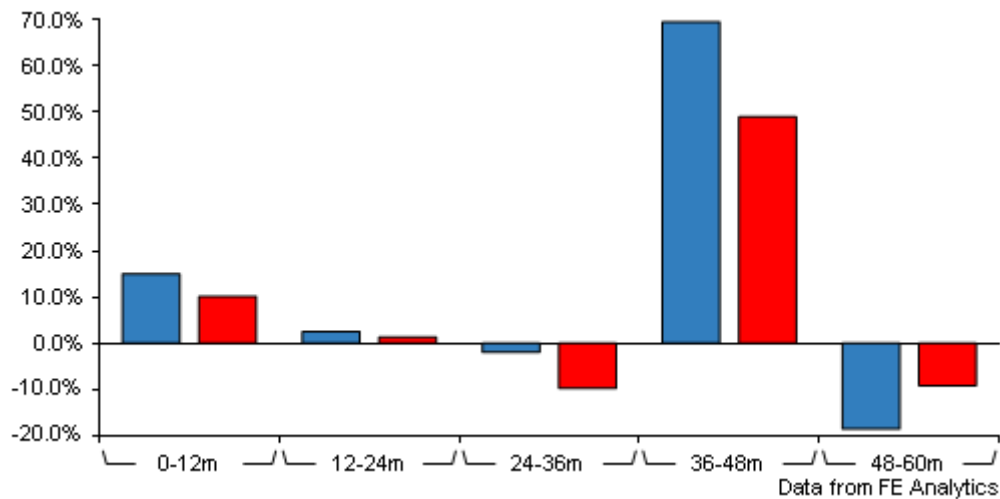
Unit Type	ACC
Mid	676.02(GBX)
Price Date	17 May 2024
Yield	1.18

Codes

Citicode	GUXT
SEDOL	B8N46C8
ISIN	GB00B8N46C80

Invesco European Smaller Companies (UK) Z Acc

Discrete Performance



	0-12m	12m-24m	24m-36m	36m-48m	48m-60m
Invesco European Smaller Companies (UK) Z Acc	+15.0	+2.5	-2.0	+69.6	-18.6
IA European Smaller Companies	+10.1	+1.3	-9.8	+49.0	-9.2
Rank within sector	3 / 28	10 / 28	3 / 28	2 / 28	25 / 27
Quartile	1	2	1	1	4

All prices in Pence Sterling (GBX) unless otherwise specified. Price total return performance figures are calculated on a bid price to bid price basis (mid to mid for OEICs) with net income (dividends) reinvested. Performance figures are shown in Pound Sterling (GBP).

Contact Details

Address	Invesco Administration Centre, PO Box 586, Darlington, United Kingdom, DL1 9BE
Telephone numbers	MN (Fax Number) 44 20 7543 3588 (Main Number)
Website	www.invesco.co.uk
Email	enquiry@invesco.com

Asset Allocation (31 Mar 2024)

Rank	Asset Classes	%
1	Italian Equities	14.16
2	Swiss Equities	13.25
3	Swedish Equities	12.13
4	French Equities	11.92
5	German Equities	10.24
6	Danish Equities	9.22
7	Belgian Equities	7.41
8	Austrian Equities	7.08
9	Dutch Equities	5.54
10	Others	9.05



Powered by data from FE fundinfo

Regional Breakdown (30 Apr 2024)

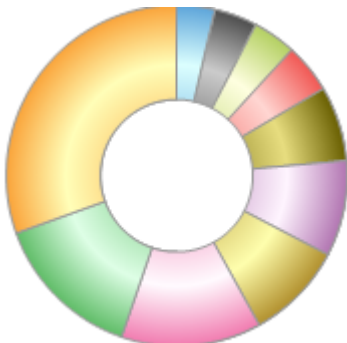
Rank	Regions	%
1	France	14.76
2	Switzerland	12.82
3	Italy	12.63
4	Sweden	11.36
5	Denmark	10.78
6	Germany	9.97
7	Belgium	9.18
8	Austria	7.04
9	Netherlands	5.19
10	Others	6.27



Powered by data from FE fundinfo

Sector Breakdown (30 Apr 2024)

Rank	Sectors	%
1	Industrials	30.53
2	Financials	14.32
3	Information Technology	13.32
4	Materials	9.29
5	Communication Services	9.08
6	Health Care	7.10
7	Consumer Discretionary	4.68
8	Energy	4.06
9	Consumer Staples	4.06
10	Others	3.56



Powered by data from FE fundinfo

Top Holdings (30 Apr 2024)

Rank	Largest Holdings	%
1	Coface	3.50
2	Bawag	3.36

Invesco European Smaller Companies (UK) Z Acc

Rank	Largest Holdings	%
3	ISS A/S	3.21
4	Azelis	3.19
5	Planisware	3.06
6	Piovan	3.02
7	Royal Unibrew A/S	2.91
8	Fugro	2.87
9	CTS Eventim	2.85
10	Hypoport	2.82