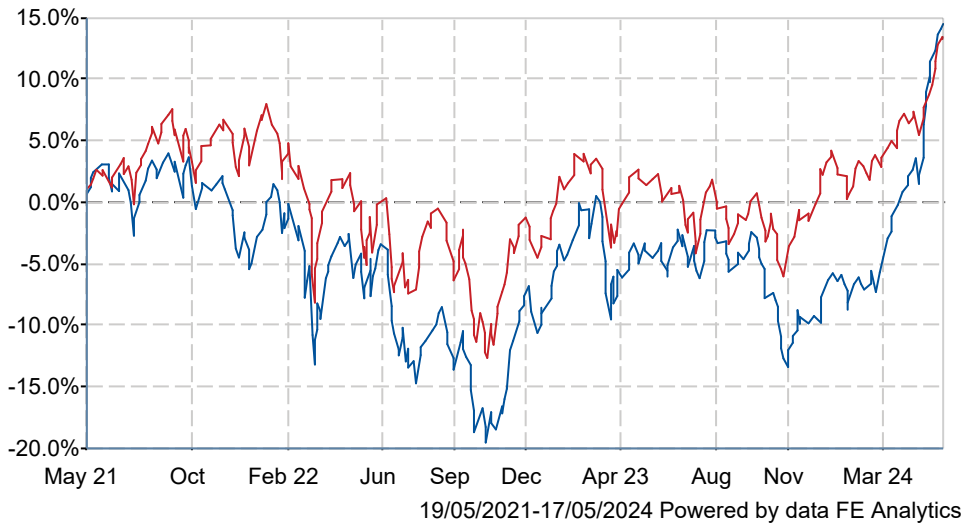


JOHCM UK Growth A

What is the Fund's objective?

The investment objective of the Fund is to achieve long term capital growth in excess of the FTSE All Share Total Return Index.

Cumulative Performance



	3m	6m	1yr	3yrs	5yrs
JOHCM UK Growth A	+21.3	+26.3	+19.7	+14.4	+49.5
IA UK All Companies	+9.6	+14.5	+11.5	+12.8	+27.1
Rank within sector	1 / 234	1 / 234	8 / 232	123 / 224	11 / 214
Quartile	1	1	1	3	1

Fund Information

Sector	IA UK All Companies
Asset Class	Equity
Launch Date	06-Nov-2001
Fund Size	£192.3m / \$244.3m (17-May-2024)
Fund Manager	Mark Costar Vishal Bhatia

How does FE fundinfo rate this fund?

FE fundinfo Crown Rating	
AFI	NO
Risk Score	117

Investment Details

Initial Charge	0.00%
Annual Charges	0.75%
Note to charges	n/a
Minimum Initial Investment	£ 1,000
Minimum Additional Investment	n/a
Dividend Policy	Dec 31 (Final)

Prices

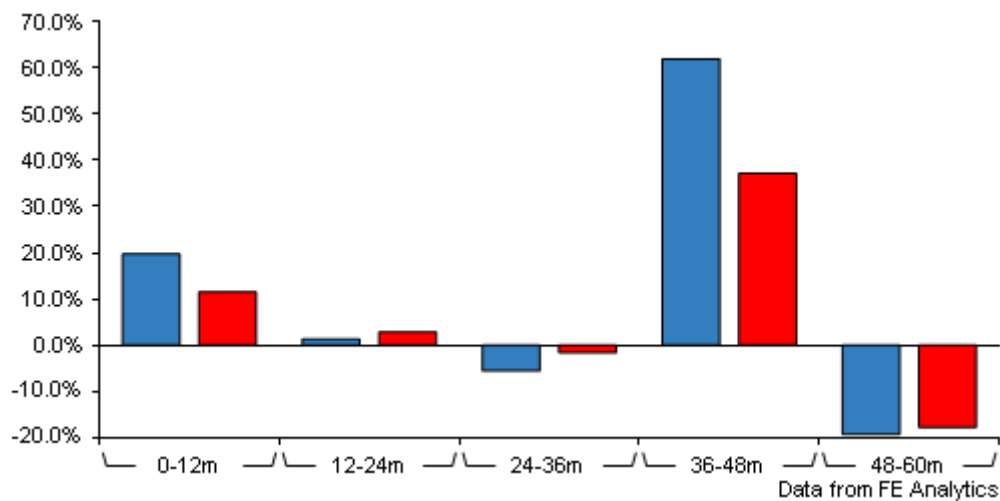
Unit Type	INC
Mid	4.52[GBP]
Price Date	17 May 2024
Yield	n/a

Codes

Citicode	JK13
SEDOL	3300934
ISIN	IE0033009345

JOHCM UK Growth A

Discrete Performance



	0-12m	12m-24m	24m-36m	36m-48m	48m-60m
JOHCM UK Growth A	+19.7	+1.3	-5.6	+62.0	-19.3
IA UK All Companies	+11.5	+2.8	-1.6	+37.2	-17.8
Rank within sector	8 / 232	163 / 230	152 / 224	15 / 219	152 / 214
Quartile	1	3	3	1	3

All prices in Pence Sterling (GBX) unless otherwise specified. Price total return performance figures are calculated on a bid price to bid price basis (mid to mid for OEICs) with net income (dividends) reinvested. Performance figures are shown in Pound Sterling (GBP).

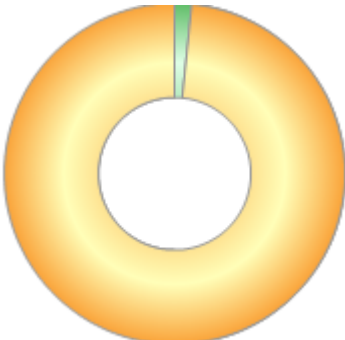
Contact Details

Address	Level 3, 1 St James's Market, London, United Kingdom, SW1Y 4AH
Telephone numbers	+353 1613 1132 (Fax Number) +0845 450 1972 (Main Number)
Website	www.johcm.com
Email	info@johcm.co.uk

JOHCM UK Growth A

Asset Allocation (30 Apr 2024)

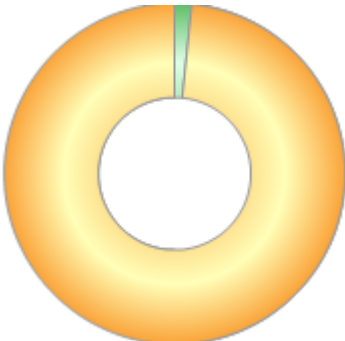
Rank	Asset Classes	%
1	UK Equities	98.38
2	Money Market	1.62



Powered by data from FE fundinfo

Regional Breakdown (30 Apr 2024)

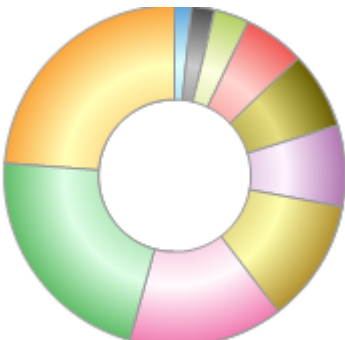
Rank	Regions	%
1	United Kingdom	98.38
2	CASH	1.62



Powered by data from FE fundinfo

Sector Breakdown (30 Apr 2024)

Rank	Sectors	%
1	Technology	23.79
2	Financials	21.92
3	Industrials	14.59
4	Energy	11.72
5	Health Care	7.69
6	Consumer Discretionary	7.31
7	Consumer Staples	5.80
8	Basic Materials	3.33
9	Telecommunications	2.23
10	Money Market	1.62



Powered by data from FE fundinfo

Top Holdings (30 Apr 2024)

Rank	Largest Holdings	%
1	BP	5.81
2	SHELL	4.74

JOHCM UK Growth A

Rank	Largest Holdings	%
3	ASTRAZENECA	4.23
4	Funding Circle Holdings	4.19
5	RANK GROUP	3.51
6	ANGLO AMERICAN	3.33
7	STANDARD CHARTERED	3.19
8	ASSOCIATED BRITISH FOODS	3.14
9	Kooth PLC	3.09
10	ROLLS-ROYCE GROUP	2.93