



## LV= Fidelity European Pn

### Fund objective

The Fund aims to increase the value of investor's investment over a period of 5 years or more and provide a growing level of income. The Fund will invest at least 80% in equities (and their related securities) of companies domiciled, incorporated or having significant business in continental Europe and those which are listed in the region. The Fund is actively managed. The Investment Manager identifies suitable opportunities for the Fund utilising in-house research and investment capabilities.

### Detailed fund information

**Unit name** LV= Fidelity European Pn

**FE fundinfo Crown Rating** ★★★★★

**Sector** Europe excluding UK Equities

**Domicile** United Kingdom

**Fund currency** GBX

**Unit currency** GBX

**Launch date** 02-Jan-2008

**Fund size** (as at 30-Apr-2024) £0.6m

**Primary asset class** Equity

**Inc / Acc** Accumulating

### Price and charges

**Bid price** (as at 17-May-2024) GBX 646.50

**Offer price** (as at 17-May-2024) GBX 680.40

**Initial charge** n/a

**Annual charge** 1.60%

### Codes

**Citicode** BNH5

**ISIN** GB00B3Z6VC25

### Management information

**Fund manager** Samuel Morse

**Start date** 01-Dec-2009

**Address** LV=, County Gates,  
Bournemouth, Dorset, United Kingdom

**Tel** 01202 292333 (Main Number)

**Website** <http://www.lv.com>

**Email** [pensions.product@lv.com](mailto:pensions.product@lv.com)

### Past performance overview fund vs. sector



17/05/2019 - 17/05/2024 Powered by data from FE fundinfo

### Cumulative performance (%)

	YTD	3m	6m	1y	3ys	5ys
LV= Fidelity European Pn	+8.5	+5.9	+13.5	+12.9	+33.5	+63.7
Europe excluding UK Equities	+8.8	+6.5	+13.7	+12.7	+23.4	+54.0

### Discrete performance (%)

	YTD	2023	2022	2021	2020	2019
LV= Fidelity European Pn	+8.5	+13.1	-2.4	+17.5	+8.1	+21.6
Europe excluding UK Equities	+8.8	+13.7	-8.8	+15.6	+9.6	+19.8

### Growth of £1000 over 3 years

Total return performance of the fund rebased to 1000. Your actual return would be reduced by the cost of buying and selling the fund, and inflation.



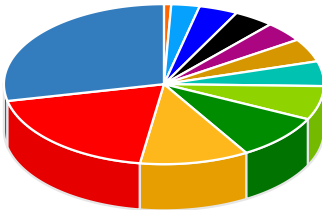
■ Fund

20/05/2021 - 17/05/2024 Powered by data from FE fundinfo

All prices in Pence Sterling (GBX) unless otherwise specified. Price performance figures are calculated on a bid price to bid price basis with net income (dividends) reinvested. Performance figures are shown in Sterling.

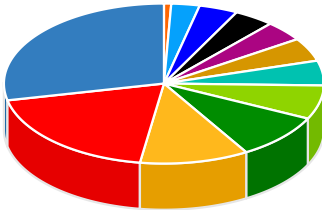
Asset allocation

Key	Rank	Asset class	% of Fund (31.03.2024)
A	1	French Equities	28.4
B	2	Swiss Equities	19.2
C	3	German Equities	11.0
D	4	Dutch Equities	9.2
E	5	Danish Equities	6.8
F	6	International Equities	5.0
G	7	Swedish Equities	4.7
H	8	Italian Equities	4.1
I	9	UK Equities	4.1
J	10	Finnish Equities	3.9
K	11	Spanish Equities	2.9
L	12	Money Market	0.7
M	13	Alternative Investment Strategies	0.0



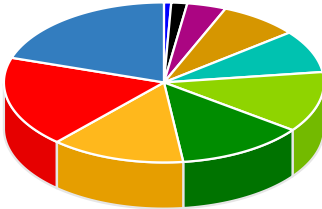
Regional breakdown

Key	Rank	Region	% of Fund (31.03.2024)
A	1	FRANCE	28.4
B	2	SWITZERLAND	19.2
C	3	GERMANY	11.0
D	4	NETHERLANDS	9.2
E	5	DENMARK	6.8
F	6	Others	5.0
G	7	SWEDEN	4.7
H	8	ITALY	4.1
I	9	UNITED KINGDOM	4.1
J	10	FINLAND	3.9
K	11	SPAIN	2.9
L	12	Uninvested Cash	0.7
M	13	Derivatives	0.0



Sector breakdown

Key	Rank	Sector	% of Fund (31.03.2024)
A	1	Financials	20.0
B	2	Health Care	18.3
C	3	Industrials	13.6
D	4	Information Technology	12.9
E	5	Consumer Discretionary	12.2
F	6	Consumer Staples	8.6
G	7	Materials	8.0
H	8	Energy	4.0
I	9	Utilities	1.6
J	10	Money Market	0.7
K	11	Derivatives	0.0



## Top ten holdings

Rank	Holding	% of Fund (31.03.2024)
1	NOVO-NORDISK AS	6.8
2	ASML HOLDING NV	6.7
3	NESTLE SA	5.3
4	LVMH MOET HENNESSY SE	5.0
5	SAP SE	4.4
6	TOTALENERGIES SE	4.0
7	ROCHE HOLDING AG	3.8
8	L'OREAL SA	3.3
9	ESSILORLUXOTTICA	2.9
10	HERMES INTL SCA	2.4