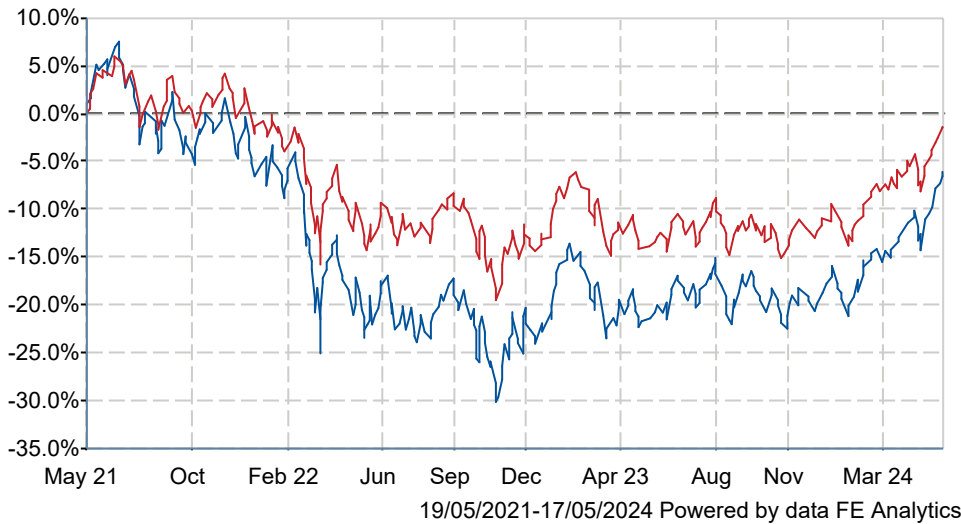




Baillie Gifford Emerging Markets Growth B Acc

What is the Fund's objective?

The fund aims to outperform (after deduction of costs) the MSCI Emerging Markets Index, as stated in sterling, by at least 2% per annum over rolling five-year periods.

Cumulative Performance



	3m	6m	1yr	3yrs	5yrs
 Baillie Gifford Emerging Markets Growth B Acc	+10.0	+15.4	+18.3	-6.1	+30.6
 IA Global Emerging Markets	+7.4	+11.3	+13.7	-0.7	+23.1
Rank within sector	21 / 168	22 / 168	33 / 166	100 / 152	45 / 132
Quartile	1	1	1	3	2

Fund Information

Sector	IA Global Emerging Markets
Asset Class	Equity
Launch Date	03-Mar-1997
Fund Size	£729.5m / \$926.7m (17-May-2024)
Fund Manager	Mike Gush Andrew Stobart Ben Durrant

How does FE fundinfo rate this fund?

FE fundinfo Crown Rating	
AFI	NO
Risk Score	133

Investment Details

Initial Charge	0.00%
Annual Charges	0.72%
Note to charges	n/a
Minimum Initial Investment	£ 100,000
Minimum Additional Investment	n/a
Dividend Policy	Apr 30 (Final)

Prices

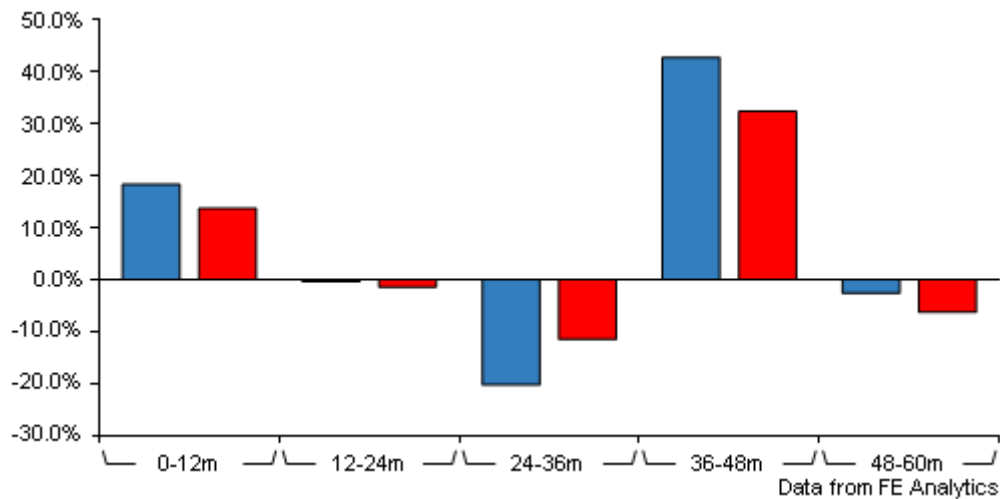
Unit Type	ACC
Mid	1014.00(GBX)
Price Date	17 May 2024
Yield	1.88

Codes

Citicode	BG89
SEDOL	0602064
ISIN	GB0006020647

Baillie Gifford Emerging Markets Growth B Acc

Discrete Performance



	0-12m	12m-24m	24m-36m	36m-48m	48m-60m
<div></div> Baillie Gifford Emerging Markets Growth B Acc	+18.3	-0.4	-20.3	+42.8	-2.6
<div></div> IA Global Emerging Markets	+13.7	-1.4	-11.5	+32.4	-6.3
Rank within sector	33 / 166	48 / 160	134 / 152	16 / 138	45 / 132
Quartile	1	2	4	1	2

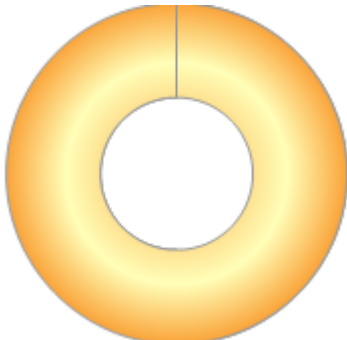
All prices in Pence Sterling (GBX) unless otherwise specified. Price total return performance figures are calculated on a bid price to bid price basis (mid to mid for OEICs) with net income (dividends) reinvested. Performance figures are shown in Pound Sterling (GBP).

Contact Details

Address	Calton Square, 1 Greenside Row, Edinburgh, EH1 3AN
Telephone numbers	+44 (0) 131 275 2000 (Main Number)
Website	www.bailliegifford.com
Email	enquiries@bailliegifford.com

Asset Allocation (30 Apr 2024)

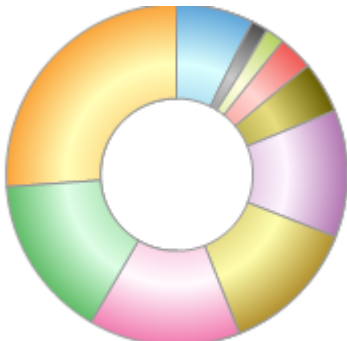
Rank	Asset Classes	%
1	Emerging Markets Equity	101.06
2	Cash	-1.06



Powered by data from FE fundinfo

Regional Breakdown (30 Apr 2024)

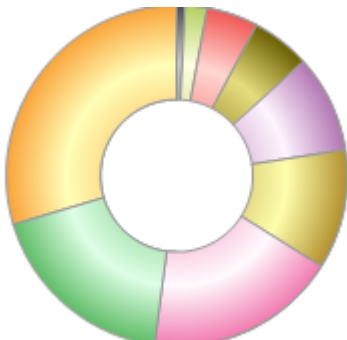
Rank	Regions	%
1	China	26.17
2	Korea	15.47
3	India	14.40
4	Brazil	13.07
5	Taiwan	12.05
6	Mexico	4.89
7	Thailand	3.27
8	Others	1.79
9	Indonesia	1.61
10	Others	7.28



Powered by data from FE fundinfo

Sector Breakdown (30 Apr 2024)

Rank	Sectors	%
1	Information Technology	29.79
2	Consumer Discretionary	18.38
3	Financials	18.26
4	Energy	11.38
5	Communication Services	9.27
6	Materials	5.63
7	Consumer Staples	4.90
8	Industrials	2.11
9	Real Estate	0.80
10	Others	-0.52



Powered by data from FE fundinfo

Top Holdings (30 Apr 2024)

Rank	Largest Holdings	%
1	TSMC	9.23
2	Samsung Electronics	7.25

Baillie Gifford Emerging Markets Growth B Acc

Rank	Largest Holdings	%
3	Tencent	5.33
4	Reliance Industries	4.15
5	Petrobras	3.96
6	MercadoLibre	3.52
7	SK Hynix	2.88
8	Alibaba	2.65
9	Hyundai Motor Company	2.09
10	Tata Consultancy Services	1.88