



L&G Over 5 Year Index-Linked Gilts Index PMC Pn

Fund objective

To track the performance of the FTSE A Index-linked (Over 5 Year) Index (including re-invested income) to within +/- 0.25% each year for two out of three years.

Detailed fund information

Unit name L&G Over 5 Year Index-Linked Gilts Index PMC Pn

FE fundinfo Passive Fund Rating

Sector UK Index - Linked Gilts

Domicile United Kingdom

Fund currency GBX

Unit currency GBX

Launch date 03-Apr-2007

Fund size (as at 31-Aug-2020) £2.2m

Primary asset class Fixed Interest

Inc / Acc Accumulating

Price and charges

Bid price (as at 17-May-2024) GBX 2243.60

Offer price (as at 17-May-2024) GBX 2243.60

Initial charge n/a

Annual charge 0.20%

Codes

Citicode AME6

ISIN GB00B1R88F48

Management information

Fund manager Index Fund Management Team

Start date 01-Jul-2016

Address One Coleman Street, London

Tel +44 (0) 20 3124 3277 (Main Number)

Website www.lgim.com

Past performance overview fund vs. sector



17/05/2019 - 17/05/2024 Powered by data from FE fundinfo

Cumulative performance (%)

	YTD	3m	6m	1y	3ys	5ys
L&G Over 5 Year Index-Linked Gilts Index PMC Pn	-4.5	+4.6	+3.1	-0.1	-32.5	-29.2
UK Index - Linked Gilts	-2.7	+4.9	+2.1	+0.9	-30.5	-27.1

Discrete performance (%)

	YTD	2023	2022	2021	2020	2019
L&G Over 5 Year Index-Linked Gilts Index PMC Pn	-4.5	+2.2	-38.1	+4.1	+12.7	+4.3
UK Index - Linked Gilts	-2.7	+0.9	-35.9	+4.0	+11.3	+5.2

Growth of £1000 over 3 years

Total return performance of the fund rebased to 1000. Your actual return would be reduced by the cost of buying and selling the fund, and inflation.




■ Fund

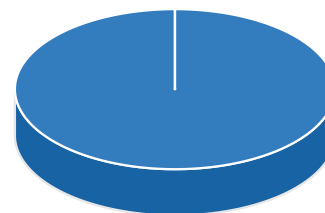
20/05/2021 - 17/05/2024 Powered by data from FE fundinfo

All prices in Pence Sterling (GBX) unless otherwise specified. Price performance figures are calculated on a bid price to bid price basis with net income (dividends) reinvested. Performance figures are shown in Sterling.


L&G Over 5 Year Index-Linked Gilts Index PMC Pn

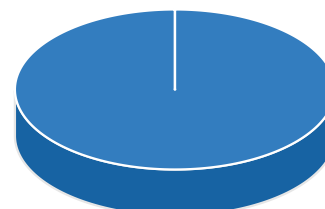
Asset allocation

Key	Rank	Asset class	% of Fund (31.03.2024)	% of Fund (29.02.2024)
A 	1(1)	United Kingdom Index-Linked	100.0	(100.0)





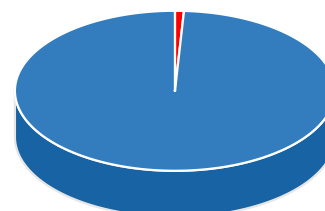
Regional breakdown

Key	Rank	Region	% of Fund (31.03.2024)	% of Fund (29.02.2024)
A 	1(1)	United Kingdom	100.0	(100.0)



Sector breakdown

Key	Rank	Sector	% of Fund (31.03.2024)	% of Fund (29.02.2024)
A 	1(1)	AA	99.1	(100.0)
B 	2(-)	AA -	0.9	(-)



Top ten holdings

Rank	Holding	% of Fund (31.03.2024)	% of Fund (29.02.2024)
1(1)	UK IL Gilt 1.25% 22 Nov 32	6.3	6.2
2(2)	UK IL Gilt 1.125% 22 Nov 37	5.9	5.7
3(4)	UK IL Gilt 0.75% 22 Mar 34	5.6	5.4
4(5)	UK IL Gilt 0.625% 22 Mar 40	5.4	5.3
5(6)	UK IL Gilt 2% 26 Jan 35	5.1	5.0
6(7)	UK IL Gilt 0.625% 22 Nov 42	4.8	4.6
7(9)	UK IL Gilt 0.125% 22 Mar 44	4.6	4.4
8(8)	UK IL Gilt 1.25% 22 Nov 55	4.6	4.5
9(10)	UK IL Gilt 0.75% 22 Nov 47	4.4	4.3
10(-)	UK IL Gilt 0.125% 22 Nov 36	4.4	-



Trustnet
Powered by FE fundinfo

© Trustnet Limited 2024 Trustnet is a free website devoted exclusively to research, and does not offer any transactional facilities to its users, or offer any advice on investments. The Institute of Company Secretaries and Administrators (ICSA) Registrars Group has issued an official warning to investors to beware of fraudulent use of authorised firms' logos and trademarks by illegitimate and illegal trading operations or 'boiler rooms'. Data supplied in conjunction with Thomson Financial Limited, London Stock Exchange Plc, StructuredRetailProducts.com and ManorPark.com, All Rights Reserved. Please read our Disclaimer and Privacy Policy.