



# M&G Global Convertibles IH Acc GBP

## What is the Fund's objective?

The Fund aims to provide a higher total return (the combination of capital growth and income), net of the Ongoing Charge Figure, than the Thomson Reuters Global Focus Convertible Bond Index over any five-year period.

## Cumulative Performance



	3m	6m	1yr	3yrs	5yrs
 M&G Global Convertibles IH Acc GBP	+4.8	+9.8	+9.3	-2.1	+19.4
 IA Specialist Bond	+1.3	+4.0	+5.3	-1.0	+4.4
Rank within sector	2 / 79	7 / 79	19 / 78	50 / 74	7 / 63
Quartile	1	1	1	3	1

## Fund Information

Sector	IA Specialist Bond
Asset Class	Fixed Interest
Launch Date	13-Jul-2007
Fund Size	£191.2m / \$242.9m (31-Mar-2024)
Fund Manager	Leonard Vinille David Romani Yannis Karachalios

## How does FE fundinfo rate this fund?

FE fundinfo Crown Rating	
AFI	NO
Risk Score	65

## Investment Details

Initial Charge	0.00%
Annual Charges	0.00%
Note to charges	n/a
Minimum Initial Investment	£ 500,000
Minimum Additional Investment	£ 10,000
Dividend Policy	Feb 01 (Final)

## Prices

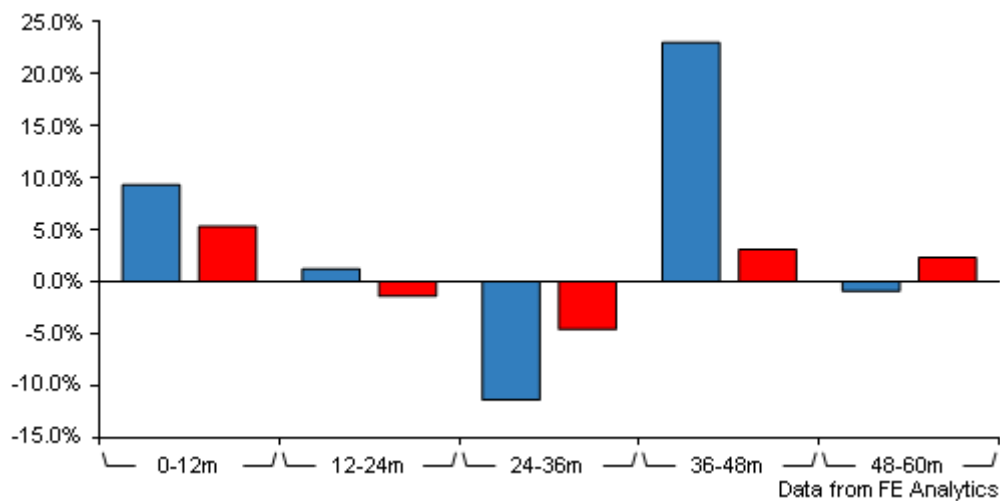
Unit Type	ACC
Mid	156.13(GBX)
Price Date	17 May 2024
Yield	3.29

## Codes

Citicode	GLED
SEDOL	B8J7375
ISIN	GB00B8J73758

# M&G Global Convertibles IH Acc GBP

## Discrete Performance



	0-12m	12m-24m	24m-36m	36m-48m	48m-60m
M&G Global Convertibles IH Acc GBP	+9.3	+1.2	-11.4	+23.0	-0.9
IA Specialist Bond	+5.3	-1.4	-4.6	+3.1	+2.3
Rank within sector	19 / 78	25 / 76	66 / 74	3 / 66	46 / 63
Quartile	1	2	4	1	3

All prices in Pence Sterling (GBX) unless otherwise specified. Price total return performance figures are calculated on a bid price to bid price basis (mid to mid for OEICs) with net income (dividends) reinvested. Performance figures are shown in Pound Sterling (GBP).

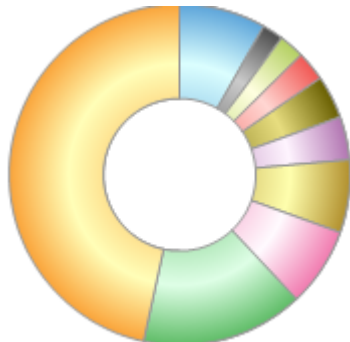
## Contact Details

Address	10 Fenchurch Avenue, London, United Kingdom, EC3M 5AG
Telephone numbers	+44 (0)20 7626 4588 (Main Number)
Website	<a href="http://www.mandg.co.uk">www.mandg.co.uk</a>
Email	<a href="mailto:info@mandg.co.uk">info@mandg.co.uk</a>

# M&G Global Convertibles IH Acc GBP

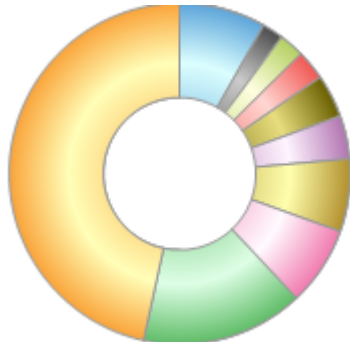
## Asset Allocation (30 Apr 2024)

Rank	Asset Classes	%
1	US Fixed Interest	46.56
2	Chinese Fixed Interest	15.41
3	UK Fixed Interest	7.50
4	Italian Fixed Interest	6.92
5	French Fixed Interest	4.08
6	German Fixed Interest	4.08
7	Japanese Fixed Interest	2.82
8	Spanish Fixed Interest	2.42
9	Singapore Fixed Interest	2.00
10	Others	8.21



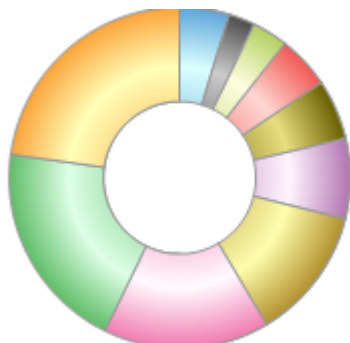
## Regional Breakdown (30 Apr 2024)

Rank	Regions	%
1	USA	46.56
2	China	15.41
3	UK	7.50
4	Italy	6.92
5	France	4.08
6	Germany	4.08
7	Japan	2.82
8	Spain	2.42
9	Singapore	2.00
10	Others	8.21



## Sector Breakdown (31 Mar 2024)

Rank	Sectors	%
1	Consumer Discretionary	22.80
2	Technology	20.00
3	Industrials	15.70
4	Health Care	12.60
5	Financials	7.60
6	Telecommunications	5.70
7	Real Estate	5.00
8	Basic Materials	3.40
9	Energy	2.50
10	Others	4.70



## Top Holdings (30 Apr 2024)

Rank	Largest Holdings	%
1	PRYSMIAN SPA 0% 02/02/2026	3.86
2	SEAGATE TECHNOLOGY HDD HOLDINGS 3.5% 01/06/2028	3.41

# M&G Global Convertibles IH Acc GBP

Rank	Largest Holdings	%
3	UBER TECHNOLOGIES INC 0.875% 01/12/2028	3.19
4	BOX INC 0% 15/01/2026	2.91
5	JPMORGAN CHASE FINANCIAL COMPANY L 0% 29/04/2025	2.86
6	LANTHEUS HOLDINGS INC 2.625% 15/12/2027	2.83
7	MEITUAN 0% 27/04/2028	2.47
8	JAZZ INVESTMENTS I LTD 2% 15/06/2026	2.45
9	CELLNEX TELECOM SA 0.5% 05/07/2028	2.42
10	SOUTHWEST AIRLINES CO 1.25% 01/05/2025	2.40