



Zurich UK Growth & Income

Fund objective

The CT UK Growth & Income fund (the underlying 'Fund') aims to provide a return over the long term, through the combination of capital growth and income. It looks to outperform the FTSE All-Share Index over rolling 3-year periods, after the deduction of charges. The Fund is actively managed, and invests at least 90% of its assets in shares of companies listed on the London Stock Exchange; predominantly companies domiciled in the UK, or which have significant UK business operations. The Fund selects companies considered to offer good total return opportunities (the combination of share price growth and dividend income), from any industry or economic sector. Whilst there is no restriction on size, investment focuses on the largest 150 companies included in the FTSE All-Share Index. The FTSE All-Share Index is regarded as an appropriate performance measure of the UK stock market, with over 600 companies currently included. It provides a suitable target benchmark against which the performance of the Fund will be measured and evaluated over time. The Fund is relatively concentrated, and typically invests in fewer than 55 companies, which may include shares of some companies not within the Index. The Fund may invest in other securities (including fixed interest securities) an... (Please refer to the Trustnet Factsheet or the Provider's Own Factsheet for the full Fund Objective)

Detailed fund information

Unit name Zurich UK Growth & Income

FE fundinfo Crown Rating 

Sector UK All Companies

Domicile United Kingdom

Fund currency GBX

Unit currency GBX

Launch date 03-May-1976

Fund size (as at 30-Apr-2024) £38.4m

Primary asset class Equity

Inc / Acc Accumulating

Price and charges

Bid price (as at 17-May-2024) GBX
6873.10

Offer price (as at 17-May-2024) GBX
7234.80

Initial charge n/a

Annual charge 0.75%

Codes

Citicode MK8Y

ISIN GB00BYNM2371

Management information

Fund manager Jeremy A. Smith

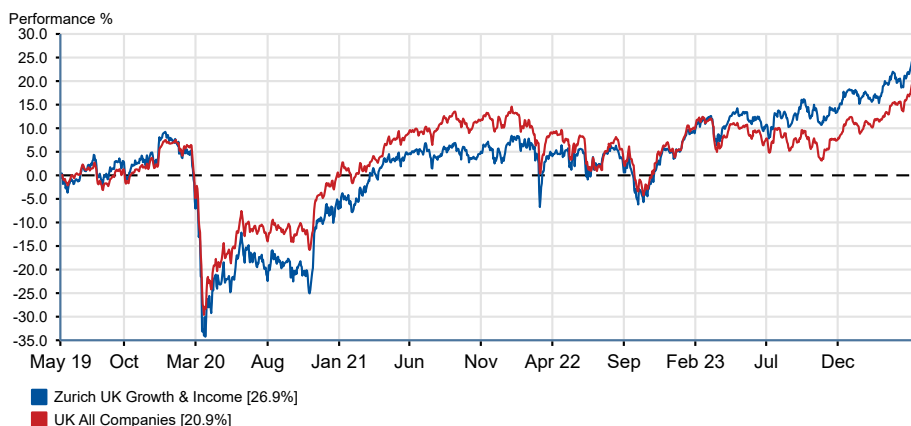
Start date 18-Nov-2022

Address Unity Place, 1 Carfax Close,
Swindon, SN1 1AP

Tel 0800 096 6233 (Main Number)

Website www.zurich.co.uk

Past performance overview fund vs. sector



17/05/2019 - 17/05/2024 Powered by data from FE fundinfo

Cumulative performance (%)

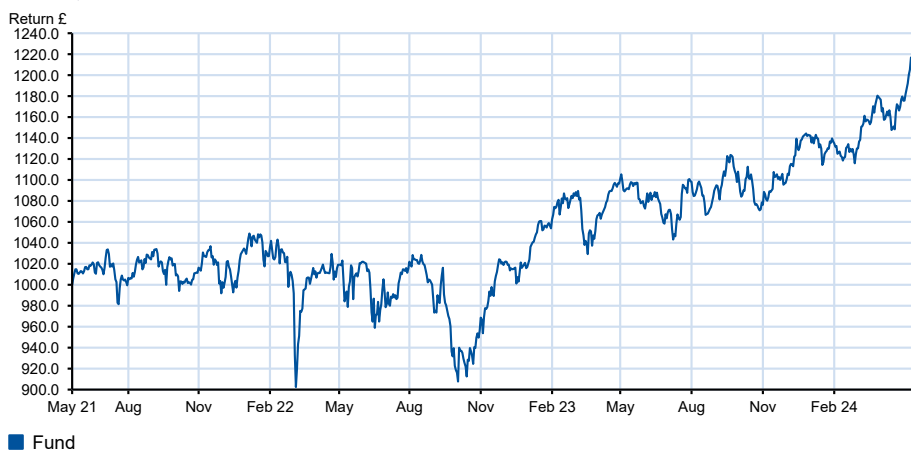
	YTD	3m	6m	1y	3ys	5ys
Zurich UK Growth & Income	+7.4	+8.6	+11.3	+12.2	+22.7	+26.9
UK All Companies	+7.6	+8.8	+12.5	+9.7	+12.3	+20.9

Discrete performance (%)

	YTD	2023	2022	2021	2020	2019
Zurich UK Growth & Income	+7.4	+12.4	-1.2	+14.6	-14.0	+15.1
UK All Companies	+7.6	+6.7	-6.9	+13.6	-6.8	+18.3

Growth of £1000 over 3 years

Total return performance of the fund rebased to 1000. Your actual return would be reduced by the cost of buying and selling the fund, and inflation.

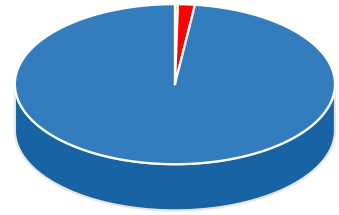


20/05/2021 - 17/05/2024 Powered by data from FE fundinfo

All prices in Pence Sterling (GBX) unless otherwise specified. Price performance figures are calculated on a bid price to bid price basis with net income (dividends) reinvested. Performance figures are shown in Sterling.

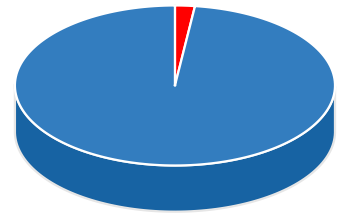
Asset allocation

Key	Rank	Asset class	% of Fund (31.03.2024)
A	1	UK Equities	98.0
B	2	Cash Equivalents	1.7
C	3	Cash	0.3



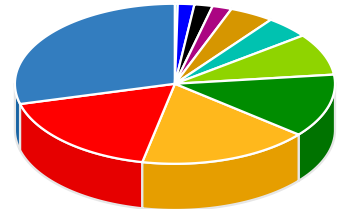
Regional breakdown

Key	Rank	Region	% of Fund (31.03.2024)
A	1	UK	98.0
B	2	Cash Equivalents	2.0



Sector breakdown

Key	Rank	Sector	% of Fund (31.03.2024)
A	1	Industrials	29.1
B	2	Consumer Discretionary	17.7
C	3	Consumer Staples	17.3
D	4	Health Care	12.8
E	5	Financials	8.5
F	6	Utilities	4.5
G	7	Real Estate	4.5
H	8	Telecommunications	2.0
I	9	Basic Materials	1.8
J	10	Cash Equivalents	1.7
K	11	Cash	0.3



Top ten holdings

Rank	Holding	% of Fund (31.03.2024)
1	GSK plc	5.8
2	Unilever PLC	5.4
3	Pearson PLC	4.8
4	Imperial Brands PLC	4.1
5	RS Group PLC	4.0
6	RELX PLC	3.9
7	Rentokil Initial plc	3.8
8	AstraZeneca PLC	3.4
9	FirstGroup plc	3.1
10	Centrica plc	3.1