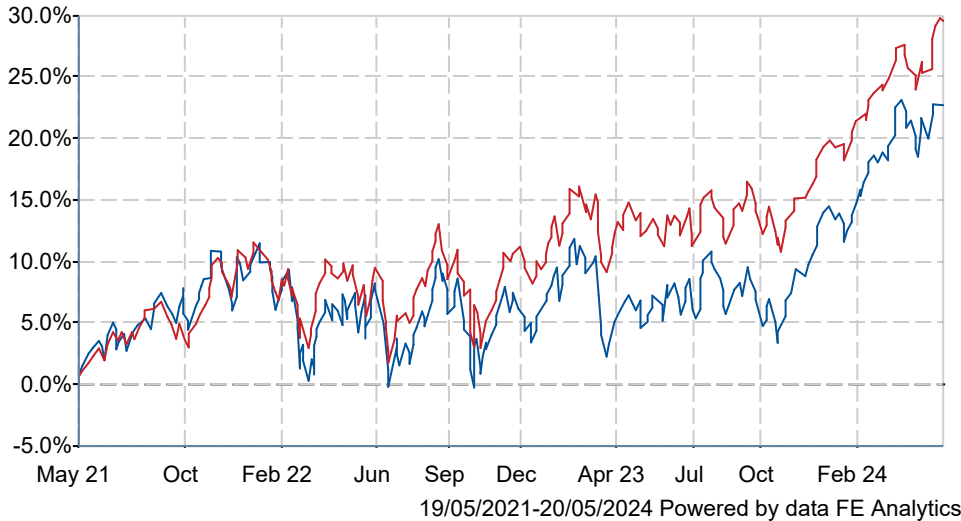




Lazard Global Equity Income C Acc

What is the Fund's objective?

The objective of the Sub-Fund is to outperform the MSCI All Country World Index, while generating income, over at least 5 years.

Cumulative Performance



	3m	6m	1yr	3yrs	5yrs
 Lazard Global Equity Income C Acc	+3.8	+11.8	+15.4	+21.5	+53.4
 IA Global Equity Income	+5.2	+12.2	+13.8	+29.3	+53.3
Rank within sector	42 / 54	33 / 54	23 / 52	41 / 49	18 / 44
Quartile	4	3	2	4	2

Fund Information

Sector	IA Global Equity Income
Asset Class	Equity
Launch Date	22-Oct-2007
Fund Size	£60.2m / \$76.5m (20-May-2024)
Fund Manager	Kyle Waldhauer Ronald Temple Jimmie Bork Nicholas Sordoni

How does FE fundinfo rate this fund?

FE fundinfo Crown Rating	
AFI	NO
Risk Score	88

Investment Details

Initial Charge	3.00%
Annual Charges	0.75%
Note to charges	n/a
Minimum Initial Investment	£ 500,000
Minimum Additional Investment	£ 500
Dividend Policy	Jan 01 (Final), Apr 01, Jul 01, Oct 01

Prices

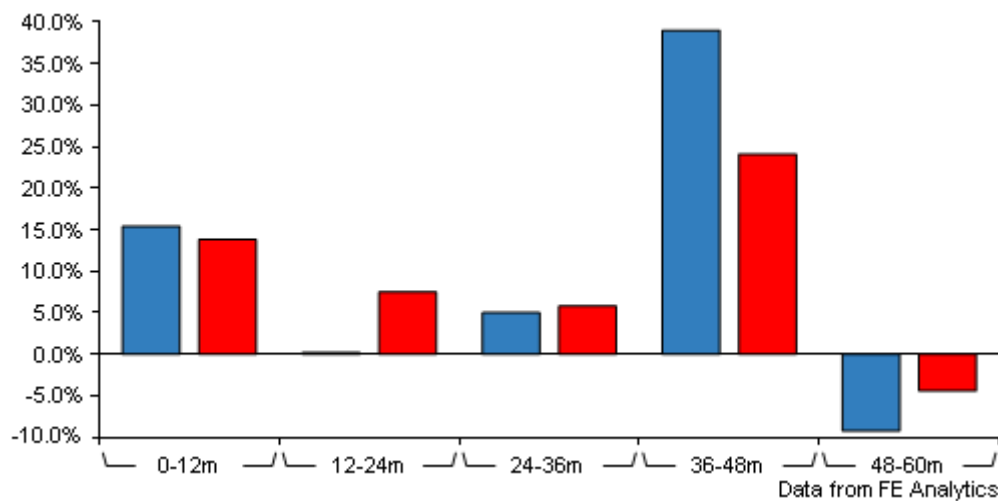
Unit Type	ACC
Mid	280.72(GBX)
Price Date	20 May 2024
Yield	2.88

Codes

Citicode	GW2T
SEDOL	B7VB8X9
ISIN	GB00B7VB8X97

Lazard Global Equity Income C Acc

Discrete Performance



	0-12m	12m-24m	24m-36m	36m-48m	48m-60m
Lazard Global Equity Income C Acc	+15.4	+0.2	+5.0	+39.0	-9.2
IA Global Equity Income	+13.8	+7.5	+5.8	+24.1	-4.4
Rank within sector	23 / 52	41 / 50	41 / 49	7 / 46	32 / 44
Quartile	2	4	4	1	3

All prices in Pence Sterling (GBX) unless otherwise specified. Price total return performance figures are calculated on a bid price to bid price basis (mid to mid for OEICs) with net income (dividends) reinvested. Performance figures are shown in Pound Sterling (GBP).

Contact Details

Address 50 Stratton street, London, United Kingdom, W1J 8LL

Telephone BL (Dealing)
numbers 0207 588 2721 (Main Number)

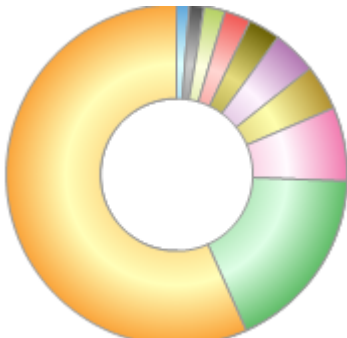
Website www.lazardassetmanagement.co.uk

Email ContactUK@Lazard.com

Lazard Global Equity Income C Acc

Asset Allocation (31 Mar 2024)

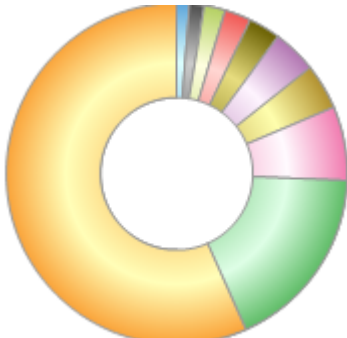
Rank	Asset Classes	%
1	North America Equities	56.70
2	Continental Europe Equities	17.70
3	United Kingdom Equities	7.00
4	Emerging Latin America Equities	4.30
5	Japan Equities	4.20
6	Asia ex Japan Equities	3.00
7	Emerging Asia Equities	2.50
8	Emerging Europe Equities	2.00
9	Middle East Equities	1.40
10	Cash	1.20



Powered by data from FE fundinfo

Regional Breakdown (31 Mar 2024)

Rank	Regions	%
1	North America	56.60
2	Continental Europe	17.70
3	United Kingdom	7.00
4	Emerging Latin America	4.30
5	Japan	4.20
6	Asia ex Japan	3.00
7	Emerging Asia	2.50
8	Emerging Europe	2.00
9	Middle East	1.40
10	Cash	1.20



Powered by data from FE fundinfo

Sector Breakdown (31 Mar 2024)

Rank	Sectors	%
1	Financials	29.10
2	Health Care	13.30
3	Consumer Staples	11.50
4	Information Technology	11.30
5	Industrials	9.40
6	Real Estate	6.50
7	Materials	5.50
8	Energy	4.80
9	Utilities	3.70
10	Others	4.90



Powered by data from FE fundinfo

Top Holdings (31 Mar 2024)

Rank	Largest Holdings	%
1	BFF Bank	4.80
2	Tokyo Electron	3.20

Lazard Global Equity Income C Acc

Rank	Largest Holdings	%
3	Bank of America	2.80
4	Applied Materials	2.50
5	Chevron	2.50
6	Wells Fargo	2.40
7	P&G	2.40
8	Merck	2.40
9	Johnson & Johnson	2.20
10	BP	2.00