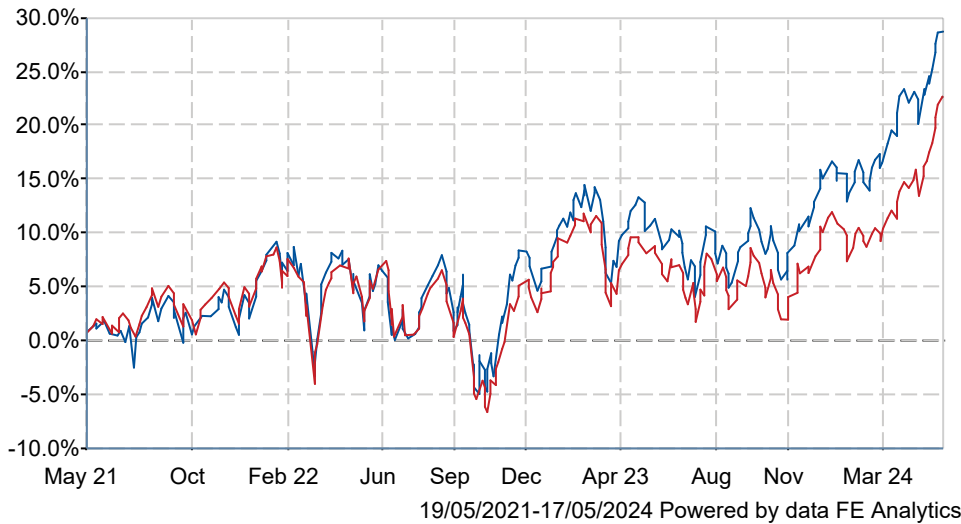


Artemis Income I Inc

What is the Fund's objective?

To grow both income and capital over a five year period.

Cumulative Performance



	3m	6m	1yr	3yrs	5yrs
Artemis Income I Inc	+10.9	+16.5	+16.6	+27.8	+44.4
IA UK Equity Income	+11.5	+15.0	+13.3	+22.0	+32.4
Rank within sector	45 / 77	22 / 77	15 / 77	19 / 75	8 / 74
Quartile	3	2	1	1	1

Fund Information


Sector	IA UK Equity Income
Asset Class	Equity
Launch Date	06-Jun-2000
Fund Size	£4,816.4m / \$6,118.8m (17-May-2024)
Fund Manager	Adrian Frost Nick Shenton Andy Marsh

How does FE fundinfo rate this fund?

Alpha Manager Rating Adrian Frost

FE fundinfo Crown Rating 

AFI   

Risk Score 

Other ratings

Morningstar Analyst Rating 

Investment Details

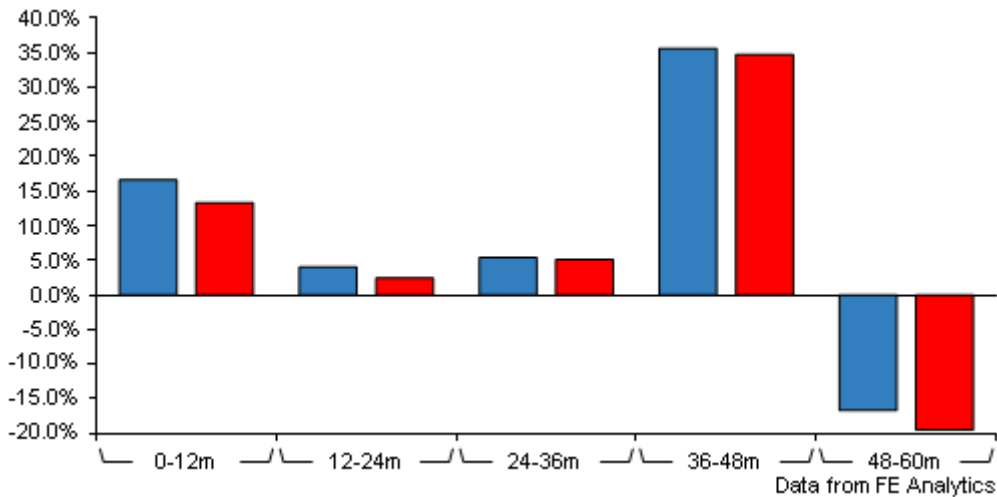
Initial Charge	0.00%
Annual Charges	0.75%
Note to charges	Initial Charges: max.;
Minimum Initial Investment	£ 250,000
Minimum Additional Investment	£ 500
Dividend Policy	May 01 (Final), Nov 01

Prices

Unit Type	INC
Mid	281.05(GBX)
Price Date	17 May 2024
Yield	3.82

Artemis Income I Inc

Discrete Performance



	0-12m	12m-24m	24m-36m	36m-48m	48m-60m
Artemis Income I Inc	+16.6	+4.0	+5.4	+35.6	-16.7
IA UK Equity Income	+13.3	+2.4	+5.1	+34.7	-19.5
Rank within sector	15 / 77	25 / 77	37 / 75	33 / 74	28 / 74
Quartile	1	2	2	2	2

All prices in Pence Sterling (GBX) unless otherwise specified. Price total return performance figures are calculated on a bid price to bid price basis (mid to mid for OEICs) with net income (dividends) reinvested. Performance figures are shown in Pound Sterling (GBP).

Codes

Citicode	BUH6
SEDOL	B2PLJJ3
ISIN	GB00B2PLJJ36

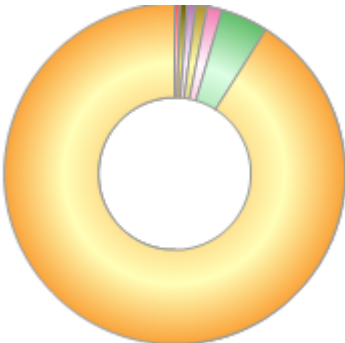
Contact Details

Address	Cassini House 57, St James's Street London, SW1A 1LD
Telephone numbers	0800 092 2051 (Main Number)
Website	www.artemisfunds.com
Email	salesupport@artemisfunds.com

Artemis Income I Inc

Asset Allocation (31 Mar 2024)

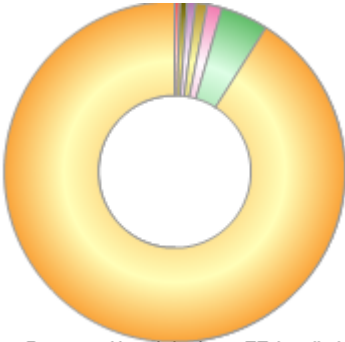
Rank	Asset Classes	%
1	UK Equities	91.07
2	Dutch Equities	4.48
3	Japanese Equities	1.38
4	Spanish Equities	1.08
5	Money Market	0.82
6	Swedish Equities	0.73
7	Irish Equities	0.45



Powered by data from FE fundinfo

Regional Breakdown (31 Mar 2024)

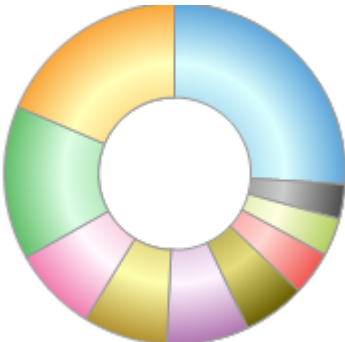
Rank	Regions	%
1	UK	91.07
2	Netherlands	4.48
3	Japan	1.38
4	Spain	1.08
5	Cash & Cash Equivalents	0.82
6	Sweden	0.73
7	Ireland	0.45



Powered by data from FE fundinfo

Sector Breakdown (31 Mar 2024)

Rank	Sectors	%
1	Media	18.60
2	Financial Services	14.60
3	Banks	8.06
4	Life Insurance	8.00
5	Biotechnology/Medical	7.82
6	Oil & Gas	5.86
7	Retailers - General	4.22
8	Property Shares	3.55
9	Health & Household	3.29
10	Others	26.00



Powered by data from FE fundinfo

Top Holdings (31 Mar 2024)

Rank	Largest Holdings	%
1	3I GROUP PLC	6.13
2	RELX	4.49

Artemis Income I Inc

Rank	Largest Holdings	%
3	Informa	4.25
4	LONDON STOCK EXCHANGE GROUP ORD GBP0	4.23
5	PEARSON PLC	4.16
6	NEXT PLC COMMON STOCK GBP 10	3.90
7	GSK PLC COMMON STOCK GBP 31.25	3.68
8	Wolters Kluwer CVA	3.68
9	AVIVA PLC	3.55
10	BP PLC COMMON STOCK GBP 0.25	3.50