



## Canlife 7IM AAP Adventurous

### Fund objective

The fund aims to provide capital growth.

### Detailed fund information

**Unit name** Canlife 7IM AAP Adventurous

**FE fundinfo Crown Rating**



**Sector** Flexible Investment

**Domicile** United Kingdom

**Fund currency** GBX

**Unit currency** GBX

**Launch date** 21-Mar-2012

**Fund size** (as at 30-Apr-2024) £1.6m

**Primary asset class** Mixed Asset

**Inc / Acc** Accumulating

### Price and charges

**Bid price** (as at 17-May-2024) GBX 187.50

**Offer price** (as at 17-May-2024) GBX 187.50

**Initial charge** n/a

**Annual charge** 0.50%

### Codes

**Citicode** 0WD1

**ISIN** GB00B735NS94

### Management information

**Fund manager** 7IM Investment Team

**Start date** 28-Mar-2008

**Address** Canada Life Place, Potters Bar, Hertfordshire

**Tel** 0345 606 0708 (Main Number)

**Website** <https://www.canadalife.co.uk>

**Email** [customer.services@canadalife.co.uk](mailto:customer.services@canadalife.co.uk)

### Past performance overview fund vs. sector



17/05/2019 - 17/05/2024 Powered by data from FE fundinfo

### Cumulative performance (%)

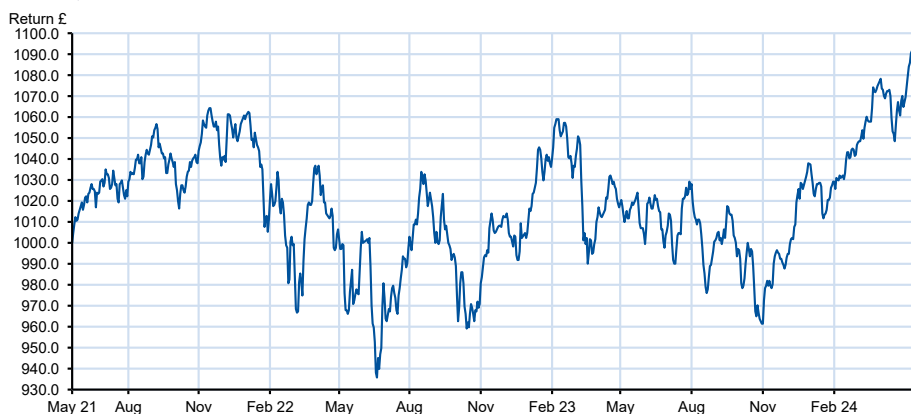
	YTD	3m	6m	1y	3ys	5ys
Canlife 7IM AAP Adventurous	+5.5	+5.3	+10.0	+7.6	+9.3	+24.4
Flexible Investment	+5.2	+4.1	+9.1	+10.1	+10.5	+25.0

### Discrete performance (%)

	YTD	2023	2022	2021	2020	2019
Canlife 7IM AAP Adventurous	+5.5	+3.3	-5.3	+10.4	+4.3	+13.6
Flexible Investment	+5.2	+7.6	-8.1	+9.4	+3.8	+13.8

### Growth of £1000 over 3 years

Total return performance of the fund rebased to 1000. Your actual return would be reduced by the cost of buying and selling the fund, and inflation.



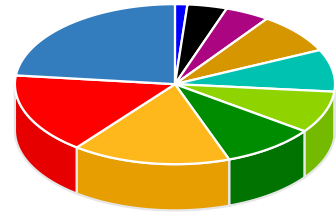
■ Fund

20/05/2021 - 17/05/2024 Powered by data from FE fundinfo

All prices in Pence Sterling (GBX) unless otherwise specified. Price performance figures are calculated on a bid price to bid price basis with net income (dividends) reinvested. Performance figures are shown in Sterling.

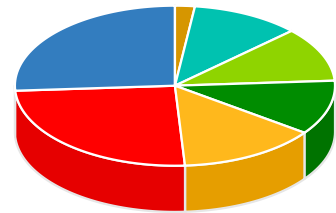
## Asset allocation

Key	Rank	Asset class	% of Fund (30.04.2024)
A	1	UK Equity	23.3
B	2	Global Themes	16.3
C	3	North American Equity	16.0
D	4	Japan Equity	9.5
E	5	Alternative Strategies	8.5
F	6	Emerging Market Equity	8.5
G	7	European Equity	8.3
H	8	Real Assets	4.5
I	9	Global High Yield Bonds	4.0
J	10	Cash & Money Market	1.3
K	11	Emerging Market Bonds	0.0



## Regional breakdown

Key	Rank	Region	% of Fund (30.04.2024)
A	1	UK Equity	26.0
B	2	North American Equity	25.0
C	3	Emerging Market Equity	14.0
D	4	European Equity	11.0
E	5	Japan Equity	11.0
F	6	Real Assets	11.0
G	7	Cash & Money Market	2.0



## Sector breakdown

No Breakdown Data available

## Top ten holdings

Rank	Holding	% of Fund (30.04.2024)
1	Legal & General UK 100 Index Trust	9.4
2	Amundi MSCI Japan ESG Net Zero ETF	9.1
3	MSCI Emerging Markets Equity Future	8.4
4	MSCI Europe ex UK Equity Future	7.9
5	FTSE 100 Equity Future	7.1
6	Xtrackers S&P 500 Equal Weight ETF	6.6
7	L&G Global Health and Pharmaceuticals Index Trust	6.2
8	USA ESG Screened Equity Future	5.0
9	Amundi FTSE 100 UCITS ETF	4.8
10	Ninety One Global Environment Fund	4.5