



Stan Life 30:70 Global Equity (BlackRock) Pn

Fund objective

The Fund aims to provide long term growth by investing predominantly in a range of index tracking equity funds which are managed by BlackRock Investment Management. The proportions held in each fund will typically be rebalanced on a monthly basis to the long term strategic asset allocation of 30% in UK equities and 70% in overseas equities, where the overseas equities component has a fixed allocation of 33% in European (ex UK) equities, 33% in North American equities, 17% in Asia Pacific (ex Japan) equities and 17% in Japanese equities. The value of investments within the Fund can fall as well as rise and is not guaranteed – you may get back less than you put in. The Fund and its holdings may use derivatives for the purpose of efficient portfolio management, reduction of risk or to meet its respective investment objective if this is permitted and appropriate. The Sterling value of overseas assets held in the Fund may rise and fall as a result of exchange rate fluctuations.

Detailed fund information

Unit name Stan Life 30:70 Global Equity (BlackRock) Pn

FE fundinfo Crown Rating 

Sector Global Equities

Domicile United Kingdom

Fund currency GBX

Unit currency GBX

Launch date 01-May-2012

Fund size (as at 31-Mar-2024) £9.5m

Primary asset class Equity

Inc / Acc Accumulating

Price and charges

Mid price (as at 17-May-2024) GBX 295.60

Initial charge n/a

Annual charge 1.00%

Codes

Citicode 0T1B

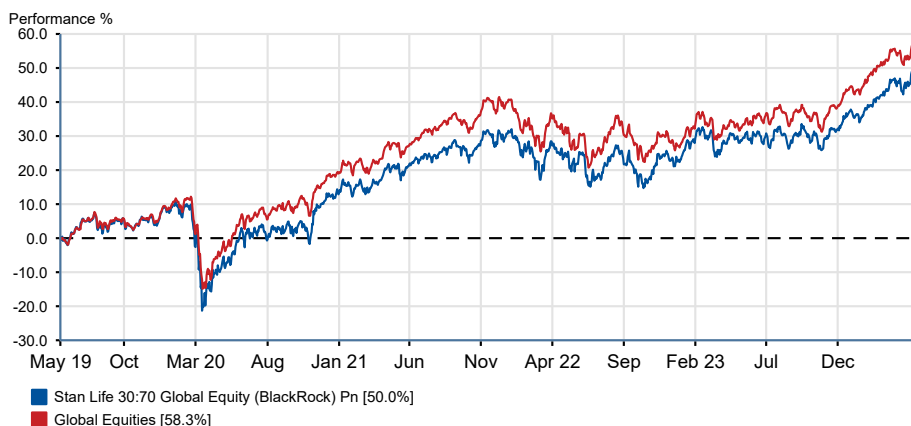
ISIN

Management information

Address Standard Life House, 30
Lothian Road, Edinburgh

Website www.standardlife.com

Past performance overview fund vs. sector



17/05/2019 - 17/05/2024 Powered by data from FE fundinfo

Cumulative performance (%)

	YTD	3m	6m	1y	3ys	5ys
Stan Life 30:70 Global Equity (BlackRock) Pn	+9.2	+6.9	+13.7	+16.3	+26.2	+50.5
Global Equities	+9.5	+5.8	+14.0	+17.3	+26.9	+58.7

Discrete performance (%)

	YTD	2023	2022	2021	2020	2019
Stan Life 30:70 Global Equity (BlackRock) Pn	+9.2	+12.0	-6.1	+16.1	+4.9	+19.5
Global Equities	+9.5	+13.5	-9.3	+18.2	+9.9	+21.2

Growth of £1000 over 3 years

Total return performance of the fund rebased to 1000. Your actual return would be reduced by the cost of buying and selling the fund, and inflation.



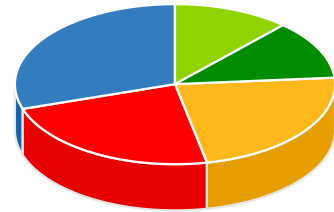
■ Fund

20/05/2021 - 17/05/2024 Powered by data from FE fundinfo

All prices in Pence Sterling (GBX) unless otherwise specified. Price performance figures are calculated on a bid price to bid price basis with net income (dividends) reinvested. Performance figures are shown in Sterling.

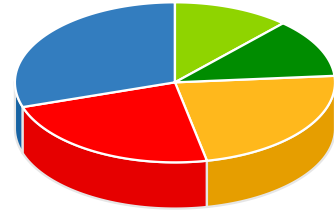
Asset allocation

Key	Rank	Asset class	% of Fund (31.03.2024)	% of Fund (31.12.2023)
A	1(1)	SL iShares UK Equity Index Pension Fund	30.0	(30.1)
B	2(3)	SL iShares North American Equity Index Pension Fund	23.2	(23.0)
C	3(2)	SL iShares Continental European Equity Index Pension Fund	23.1	(23.0)
D	4(5)	SL iShares Japan Equity Index Pension Fund	11.9	(11.9)
E	5(4)	SL iShares Pacific ex Japan Equity Index Pension Fund	11.8	(12.0)



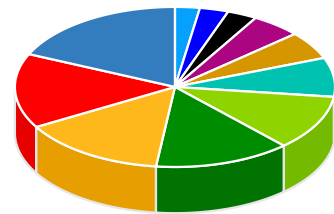
Regional breakdown

Key	Rank	Region	% of Fund (31.03.2024)	% of Fund (31.12.2023)
A	1(1)	SL iShares UK Equity Index Pension Fund	30.0	(30.1)
B	2(3)	SL iShares North American Equity Index Pension Fund	23.2	(23.0)
C	3(2)	SL iShares Continental European Equity Index Pension Fund	23.1	(23.0)
D	4(5)	SL iShares Japan Equity Index Pension Fund	11.9	(11.9)
E	5(4)	SL iShares Pacific ex Japan Equity Index Pension Fund	11.8	(12.0)



Sector breakdown

Key	Rank	Sector	% of Fund (31.03.2024)	% of Fund (31.12.2023)
A	1(1)	Financials	18.3	(18.3)
B	2(4)	Technology	15.1	(12.3)
C	3(2)	Industrials	14.8	(14.7)
D	4(3)	Consumer Discretionary	13.8	(13.2)
E	5(5)	Health Care	11.1	(11.8)
F	6(6)	Consumer Staples	7.9	(8.7)
G	7(7)	Energy	5.6	(6.1)
H	8(8)	Basic Materials	5.1	(5.7)
I	9(10)	Telecommunications	3.0	(3.3)
J	10(9)	Utilities	2.9	(3.3)
K	11(11)	Real Estate	2.5	(2.7)



Top ten holdings

Rank	Holding	% of Fund (31.03.2024)	% of Fund (31.12.2023)
1(1)	SL iShares UK Equity Index Pension Fund	30.0	30.1
2(3)	SL iShares North American Equity Index Pension Fund	23.2	23.0
3(2)	SL iShares Continental European Equity Index Pension Fund	23.1	23.0
4(5)	SL iShares Japan Equity Index Pension Fund	11.9	11.9
5(4)	SL iShares Pacific ex Japan Equity Index Pension Fund	11.8	12.0