

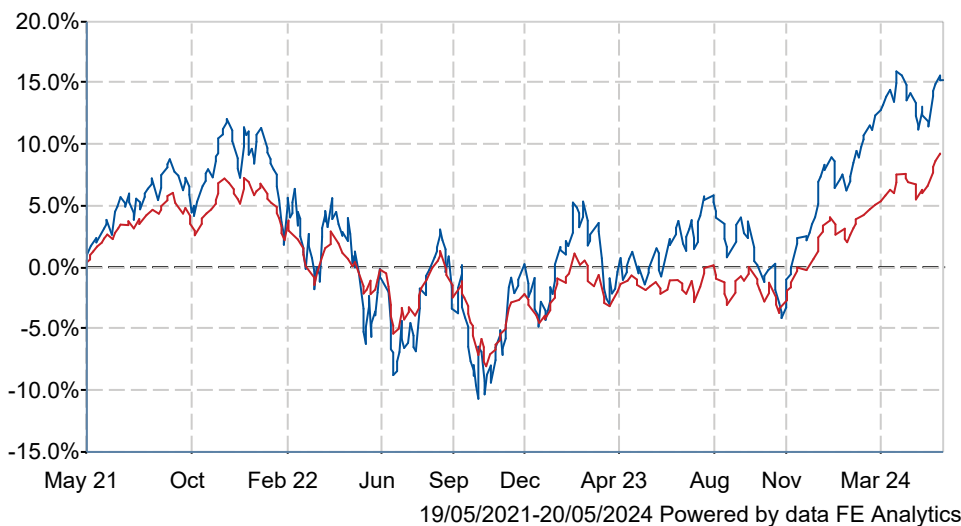
Rathbone Enhanced Growth Portfolio S



Acc GBP

What is the Fund's objective?

The objective of the fund is to deliver a greater total return than the CPI measure of inflation + 5%, after fees, over any rolling fiveyear period by investing with our Liquidity Equity Diversifiers (LED) framework. The fund aims to deliver this return with no more volatility than that of the FTSE Developed stock market index. There is no guarantee that this investment objective will be achieved over five years, or any other time period. We use the CPI + 5% as a target for our fund's return because we aim to grow your investment significantly above inflation. We aim to limit the amount of volatility risk our fund can take because we want our investors to understand the risk they are taking in terms of the global stock market.

Cumulative Performance



	3m	6m	1yr	3yrs	5yrs
 Rathbone Enhanced Growth Portfolio S Acc GBP	+3.3	+12.5	+15.7	+14.5	+42.3
 IA Volatility Managed	+4.2	+9.1	+10.4	+9.2	+23.9

Fund Information

Sector	IA Volatility Managed
Asset Class	Mixed Asset
Launch Date	01-Aug-2011
Fund Size	£392.0m / \$498.1m (17-May-2024)
Fund Manager	David Coombs Will McIntosh Whyte

How does FE fundinfo rate this fund?

Alpha Manager Rating	David Coombs
FE fundinfo Crown Rating	
AFI	NO
Risk Score	105

Other ratings

Morningstar Analyst Rating	
----------------------------	--

Investment Details

Initial Charge	0.00%
Annual Charges	0.50%
Note to charges	Initial Charges: max.;
Minimum Initial Investment	£ 1,000
Minimum Additional Investment	£ 500
Dividend Policy	Apr 01, Oct 01 (Final)

Prices

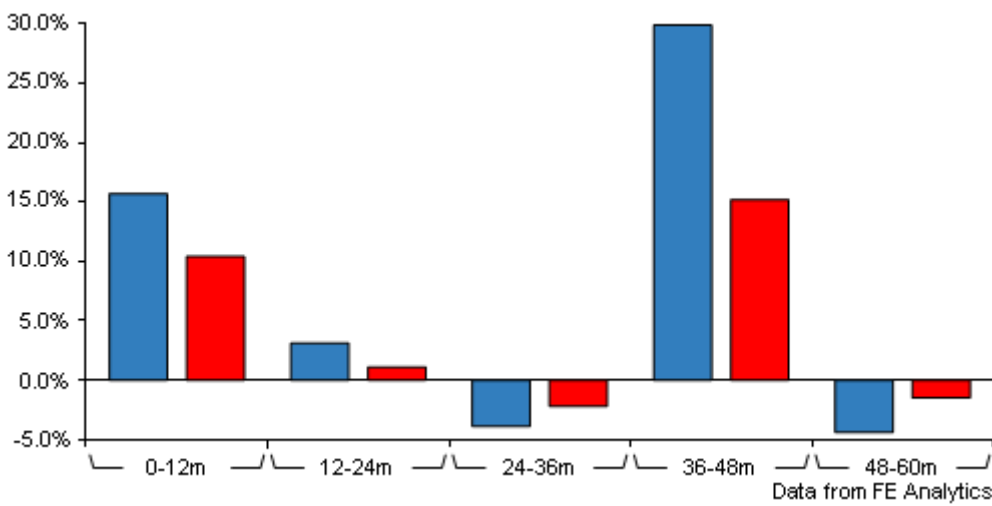
Unit Type	ACC
Mid	261.14(GBX)
Price Date	17 May 2024
Yield	1.04

Codes

Citicode	GRYJ
SEDOL	B7ZPKY2
ISIN	GB00B7ZPKY25

Rathbone Enhanced Growth Portfolio S

Acc GBP

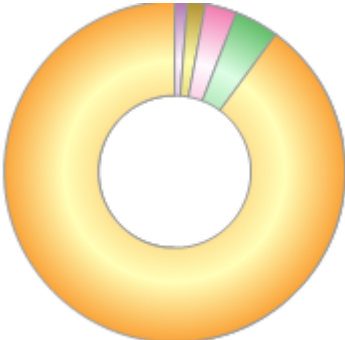


	0-12m	12m-24m	24m-36m	36m-48m	48m-60m
Rathbone Enhanced Growth Portfolio S Acc GBP	+15.7	+3.1	-3.9	+29.9	-4.4
IA Volatility Managed	+10.4	+1.1	-2.2	+15.2	-1.5

All prices in Pence Sterling (GBX) unless otherwise specified. Price total return performance figures are calculated on a bid price to bid price basis (mid to mid for OEICs) with net income (dividends) reinvested. Performance figures are shown in Pound Sterling (GBP).

Asset Allocation (30 Apr 2024)

Rank	Asset Classes	%
1	Equities	89.90
2	Corporate bonds	4.15
3	Cash & equivalents	3.03
4	Alternative investment strategies	1.70
5	Private equity	1.22



Top Holdings (30 Apr 2024)

Rank	Largest Holdings	%
1	SPDR Russell 2000 US Small Cap	2.87
2	Credit Agricole TOPIX Callable Bull note	2.03
3	Citi Oil (WTI) 5.25% autocall June25	1.85
4	Morgan Stanley FTSE/S&P Flat Autocall 13.15%	1.73
5	Société Générale US Rates Volatility Trend Note	1.59
6	NVIDIA	1.42
7	Alphabet	1.38

Contact Details

Address	8 Finsbury Circus, London, United Kingdom EC2M 7AZ
Telephone numbers	020 7399 0399 (Main Number)
Website	www.rathbonesam.com/
Email	ram@rathbones.com

Rathbone Enhanced Growth Portfolio S

Acc GBP

8	Amphenol	1.35
9	Shell	1.32
10	TotalEnergies	1.31