

BNY Mellon FutureLegacy 5 Institutional W Acc GBP

What is the Fund's objective?

To achieve capital growth and potential for income over the long term (5 years or more) while being managed to a pre-defined level of risk. The Fund will aim to maintain a risk profile classification of 5 from a scale of 1 (lowest) to 10 (highest) which is assessed against the risk ratings scale provided by an external third party risk rating agency.

Cumulative Performance



	3m	6m	1yr	3yrs	5yrs
BNY Mellon FutureLegacy 5 Institutional W Acc GBP	+2.3	+5.6	+13.2	n/a	n/a
IA Volatility Managed	+1.6	+5.5	+14.0	+5.9	+21.5

Sector	IA Volatility Managed
Asset Class	Mixed Asset
Launch Date	07-Feb-2023
Fund Size	£36.5m / \$47.8m (31-Jul-2024)
Fund Manager	Bhavin Shah Martin Chambers

How does FE fundinfo rate this fund?

Alpha Manager Rating	Bhavin Shah
FE fundinfo Crown Rating	Fund with short history
Risk Score	54

Investment Details

Initial Charge	0.00%
Annual Charges	0.45%
Note to charges	n/a
Minimum Initial Investment	£ 500,000
Minimum Additional Investment	n/a
Dividend Policy	n/a

Prices

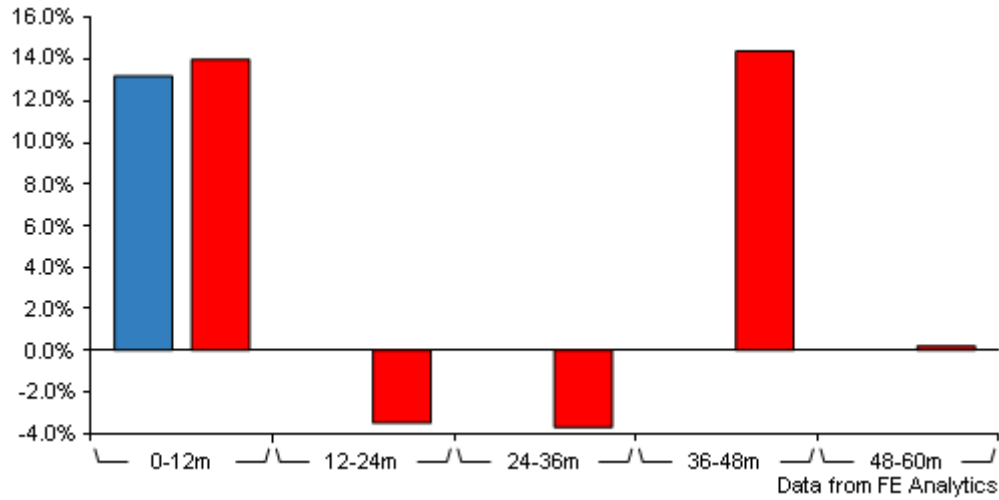
Unit Type	ACC
Mid	111.41(GBX)
Price Date	22 Aug 2024
Yield	2.59

Codes

Citicode	X9XG
SEDOL	BQH88S2
ISIN	GB00BQH88S26

BNY Mellon FutureLegacy 5 Institutional W Acc GBP

Discrete Performance



	0-12m	12m-24m	24m-36m	36m-48m	48m-60m
BNY Mellon					
FutureLegacy 5 Institutional W Acc GBP	+13.2	n/a	n/a	n/a	n/a
IA Volatility Managed	+14.0	-3.5	-3.7	+14.4	+0.2

All prices in Pence Sterling (GBX) unless otherwise specified. Price total return performance figures are calculated on a bid price to bid price basis (mid to mid for OEICs) with net income (dividends) reinvested. Performance figures are shown in Pound Sterling (GBP).

Contact Details

Address BNY Mellon Centre, 160
Queen Victoria Street,
London, EC4V 4LA

Telephone numbers 0207 163 8888 (Main Number)

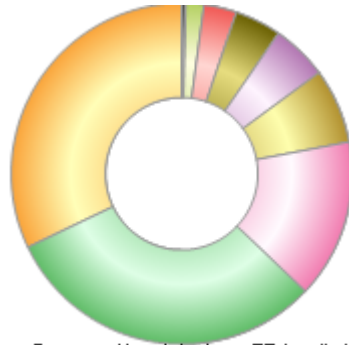
Website www.bnymellonim.com

Email salessupport@bnymellon.com

BNY Mellon FutureLegacy 5 Institutional W Acc GBP

Asset Allocation (30 Jun 2024)

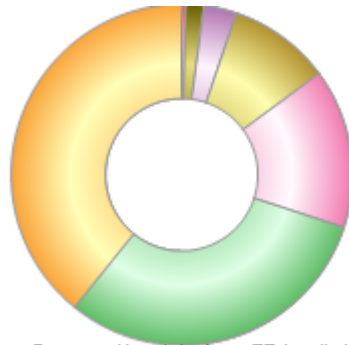
Rank	Asset Classes	%
1	Overseas Bonds	32.10
2	North American Equities	30.80
3	Europe ex UK Equities	15.10
4	Other International Equities	7.10
5	UK Equities	5.30
6	UK Bonds	4.40
7	Cash	3.10
8	Asia Pacific ex. Japan Equities	1.70
9	Japan Equities	0.40



Powered by data from FE fundinfo

Regional Breakdown (30 Jun 2024)

Rank	Regions	%
1	Overseas Bonds	39.20
2	North American Equities	30.80
3	Europe ex UK Equities	15.10
4	UK Equities	9.70
5	Cash	3.10
6	Asia Pacific ex. Japan Equities	1.70
7	Japan Equities	0.40



Powered by data from FE fundinfo

Sector Breakdown (30 Jun 2024)

Rank	Sectors	%
1	UK Bonds	36.50
2	Financials	12.70
3	Information Technology	12.10
4	Health Care	9.80
5	Industrials	6.40
6	Consumer Staples	5.20
7	Consumer Discretionary	4.30
8	Utilities	4.10
9	Communication Services	3.30
10	Others	5.60



Powered by data from FE fundinfo

Top Holdings (30 Jun 2024)

Rank	Largest Holdings	%
1	5Y T-Note (CBT) Sep 24	6.70
2	2Y T-Note (CBT) Sep 24	6.40

BNY Mellon FutureLegacy 5 Institutional W Acc GBP

Rank	Largest Holdings	%
3	Government Of The United States Of America 0.0% 29-nov-2024	4.30
4	Government Of The United States Of America 0.0% 24-oct-2024	3.40
5	US T-Bond (CBT) Sep 24	2.70
6	Microsoft Corporation	2.20
7	Government Of The United States Of America 1.125% 15-jan-2025	1.90
8	Government Of The United States Of America 2.625% 31-jan-2026	1.70
9	NVIDIA Corporation	1.70
10	Sanofi	1.70