



Canlife VT Momentum Diversified Growth Pn

Fund objective

The investment objective of VT Momentum Diversified Growth Fund is to achieve capital growth over the long term (5 years).

Detailed fund information

Unit name Canlife VT Momentum Diversified Growth Pn

FE fundinfo Crown Rating 

Sector Mixed Investment 40-85% Shares

Domicile United Kingdom

Fund currency GBX

Unit currency GBX

Launch date 31-Mar-2005

Fund size (as at 31-Jan-2026) £0.1m

Primary asset class Mixed Asset

Inc / Acc Accumulating

Price and charges

Bid price (as at 17-Feb-2026) GBX 272.60

Offer price (as at 17-Feb-2026) GBX 286.90

Initial charge n/a

Annual charge 0.75%

Codes

Citicode XA41

ISIN GB00B06T9S13

Management information

Fund manager Richard Parfect

Start date 01-Feb-2016

Fund manager Tom Delic

Start date 01-Feb-2016

Fund manager Gary Moglione

Start date 01-Apr-2018

Address Canada Life Place, Potters Bar, Hertfordshire

Tel 0345 606 0708 (Main Number)

Website <https://www.canadalife.co.uk>

Email customer.services@canadalife.co.uk

Past performance overview fund vs. sector



17/02/2021 - 17/02/2026 Powered by data from FE fundinfo

Cumulative performance (%)

	YTD	3m	6m	1y	3ys	5ys
Canlife VT Momentum Diversified Growth Pn	+1.6	+2.5	+4.8	+10.4	+18.9	+20.5
Mixed Investment 40-85% Shares	+2.1	+3.8	+8.8	+10.8	+28.8	+32.1

Discrete performance (%)

	YTD	2025	2024	2023	2022	2021
Canlife VT Momentum Diversified Growth Pn	+1.6	+9.6	+5.4	+5.7	-10.1	+12.6
Mixed Investment 40-85% Shares	+2.1	+12.5	+8.7	+8.3	-10.1	+10.3

Growth of £1000 over 3 years

Total return performance of the fund rebased to 1000. Your actual return would be reduced by the cost of buying and selling the fund, and inflation.



■ Fund

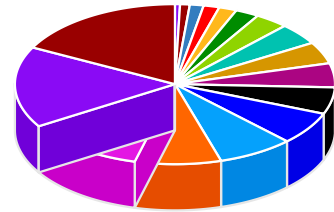
17/02/2023 - 17/02/2026 Powered by data from FE fundinfo

All prices in Pence Sterling (GBX) unless otherwise specified. Price performance figures are calculated on a bid price to bid price basis with net income (dividends) reinvested. Performance figures are shown in Sterling.

Canlife VT Momentum Diversified Growth Pn

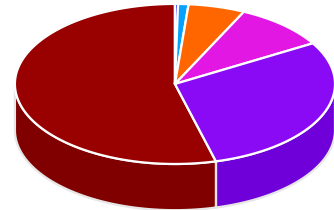
Asset allocation

Key	Rank	Asset class	% of Fund (30.01.2026)	% of Fund (31.12.2025)
A	1(1)	Global Equities (GLBQ)	17.4	(17.8)
B	2(2)	UK Equities (UKEQ)	16.4	(16.2)
C	3(3)	Alternative Assets (ALAS)	12.2	(12.4)
D	4(4)	North American Equities (NAEQ)	8.7	(8.7)
E	5(5)	Europe ex UK Equities (EXEQ)	7.7	(7.5)
F	6(6)	Property (PROP)	6.6	(6.5)
G	7(8)	Global Emerging Market Equities (GLEQ)	5.4	(5.1)
H	8(7)	Money Market (CASH)	4.9	(5.4)
I	9(10)	Asia Pacific ex Japan Equities (FXJE)	4.4	(4.2)
J	10(9)	Private Equity (PRVE)	4.4	(4.5)
K	11(11)	Global Government Fixed Interest (INGO)	3.4	(3.4)
L	12(12)	Global Developed Markets Corporate Fixed Interest (GDNG)	2.4	(2.4)
M	13(13)	Precious Metals (PRMT)	1.8	(1.6)
N	14(14)	Global Index Linked (INIL)	1.6	(1.6)
O	15(15)	Japanese Equities (JPEQ)	1.4	(1.3)
P	16(16)	Global Emerging Market Fixed Interest (GLFI)	1.0	(1.0)
Q	17(17)	Cash & Cash Equivalents (CSHE)	0.5	(0.7)



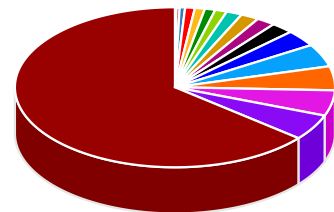
Regional breakdown

Key	Rank	Region	% of Fund (30.01.2026)	% of Fund (31.12.2025)
A	1(1)	UK	54.1	(53.9)
B	2(2)	Luxembourg	29.4	(29.3)
C	3(3)	Ireland	9.4	(9.0)
D	4(4)	Guernsey	5.7	(6.1)
E	5(5)	Jersey	1.1	(1.1)
F	6(6)	Cash & Cash Equivalents	0.3	(0.5)



Sector breakdown

Key	Rank	Sector	% of Fund (30.01.2026)	% of Fund (31.12.2025)
A	1(1)	US Equities	64.0	(63.6)
B	2(3)	Infrastructure	5.2	(5.2)
C	3(4)	Property	5.2	(5.0)
D	4(2)	Money Market	4.9	(5.5)
E	5(5)	Financials	4.6	(4.4)
F	6(6)	UK Gilts	3.3	(3.4)
G	7(7)	Alternative & Renewable Energy	2.3	(2.2)
H	8(8)	Real Estate	1.9	(1.7)
I	9(9)	Commodity & Energy	1.8	(1.6)
J	10(10)	UK Index-Linked Gilts	1.6	(1.6)
K	11(11)	High Yield Bond	1.2	(1.2)
L	12(13)	Health Care	1.1	(1.1)
M	13(14)	Corporate Bonds	1.0	(1.0)
N	14(15)	Global Emerging Market Fixed Interest	1.0	(1.0)
O	15(12)	Industrials	0.6	(1.1)
P	16(16)	Cash & Cash Equivalents	0.3	(0.5)
Q	17(17)	Specialist	0.2	(0.2)



Top ten holdings

Rank	Holding	% of Fund (30.01.2026)	% of Fund (31.12.2025)
1(1)	Curate Global Value Equity Fund M USD Acc	8.9	8.9
2(3)	L&G S&P 500 US Equal Weight Index Fund C Acc	8.7	8.7
3(2)	Curate Global Quality Equity Fund M USD Acc	8.5	8.8
4(4)	Amundi Prime Europe UCITS ETF	7.7	7.5
5(5)	Royal London Short Term Money Market Fund - Y	4.9	5.4
6(6)	Aurora UK Alpha	4.7	4.7
7(8)	Aberforth Smaller Companies Trust	4.1	3.8
8(9)	Temple Bar Investment Trust	3.8	3.8
9(7)	Finsbury Growth & Income Trust	3.8	4.0
10(-)	Schroder Emerging Markets Value Q1 Acc	2.8	-

