

Royal London Sustainable Growth R Acc GBP

What is the Fund's objective?

The Fund's investment objective is to achieve capital growth over the medium term, which should be considered as a period of 3-5 years, by investing in a diverse range of equity and fixed income assets. Investments in the Fund will adhere to the Investment Manager's ethical and sustainable investment policy. The fund is actively managed.

Cumulative Performance



	3m	6m	1yr	3yrs	5yrs
Royal London Sustainable Growth R Acc GBP	-0.2	+4.6	+17.3	n/a	n/a
IA Mixed Investment 40-85% Shares	+1.0	+5.3	+14.3	+6.1	+26.0
Rank within sector	206 / 224	162 / 220	16 / 217	n/a	n/a
Quartile	4	3	1	n/a	n/a

Fund Information

Sector	IA Mixed Investment 40-85% Shares
Asset Class	Mixed Asset
Launch Date	24-May-2022
Fund Size	£138.1m / \$182.2m (31-Jul-2024)
Fund Manager	Mike Fox George Crowdy Sebastien Beguelin

How does FE fundinfo rate this fund?

Alpha Manager Rating	Mike Fox
FE fundinfo Crown Rating	Fund with short history
Risk Score	91

Investment Details

Initial Charge	n/a
Annual Charges	0.08%
Note to charges	n/a
Minimum Initial Investment	n/a
Minimum Additional Investment	n/a
Dividend Policy	n/a

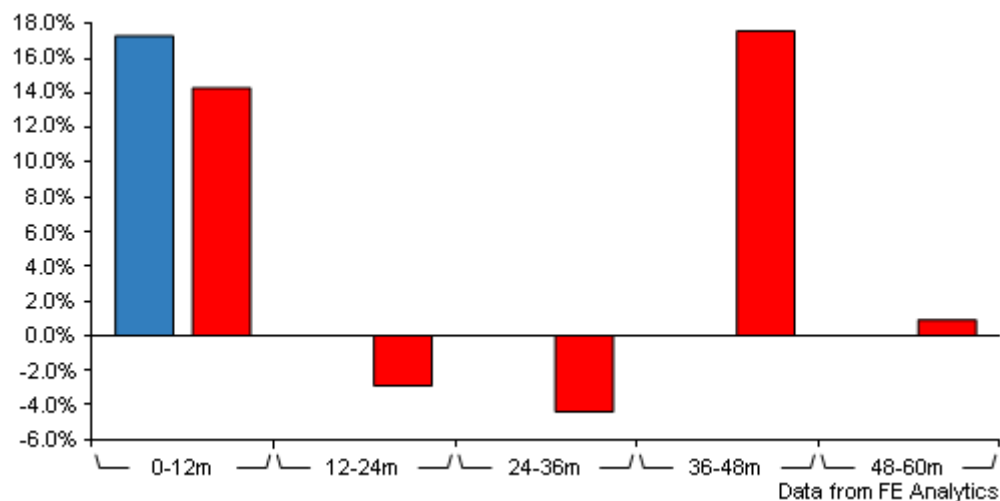
Prices

Unit Type	ACC
Mid	124.60(GBX)
Price Date	23 Aug 2024
Yield	1.73

Codes

Citicode	L16X
SEDOL	BMV9258
ISIN	GB00BMV92584

Royal London Sustainable Growth R Acc GBP



	0-12m	12m-24m	24m-36m	36m-48m	48m-60m
Royal London					
■ Sustainable Growth R Acc GBP	+17.3	+0.0	n/a	n/a	n/a
■ IA Mixed Investment 40-85% Shares	+14.3	-2.9	-4.4	+17.6	+0.9
Rank within sector	16 / 217	26 / 208	n/a	n/a	n/a
Quartile	1	1	n/a	n/a	n/a

All prices in Pence Sterling (GBX) unless otherwise specified. Price total return performance figures are calculated on a bid price to bid price basis (mid to mid for OEICs) with net income (dividends) reinvested. Performance figures are shown in Pound Sterling (GBP).

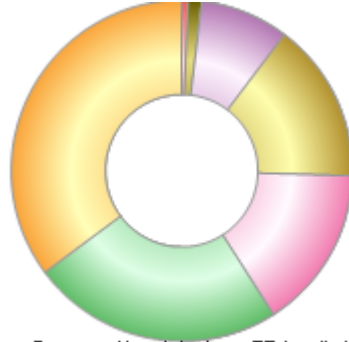
Contact Details

Address	80 Fenchurch Street, London EC3M 4BY, United Kingdom
Telephone numbers	020 7506 6500 (Main Number)
Website	www.rlam.com
Email	BDsupport@rlam.co.uk

Royal London Sustainable Growth R Acc GBP

Asset Allocation (31 Jul 2024)

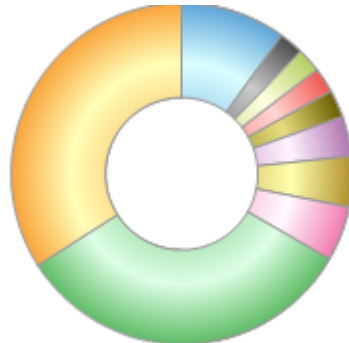
Rank	Asset Classes	%
1	North American Equity	35.15
2	UK Fixed Interest	23.85
3	European Equity	15.53
4	UK Equity	15.18
5	Global Em Markets Equity	8.38
6	Cash	1.32
7	Japan Equity	0.58



Powered by data from FE fundinfo

Regional Breakdown (31 Jul 2024)

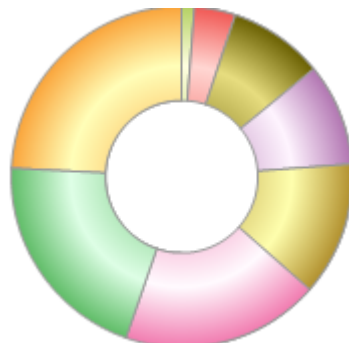
Rank	Regions	%
1	United States	34.06
2	United Kingdom	32.69
3	Netherlands	5.15
4	France	4.80
5	Ireland	3.82
6	Uruguay	2.58
7	Taiwan, Province Of China	2.36
8	Canada	2.27
9	Switzerland	2.26
10	Others	10.01



Powered by data from FE fundinfo

Sector Breakdown (31 Jul 2024)

Rank	Sectors	%
1	Fixed Income	24.17
2	Technology	20.47
3	Industrials	18.84
4	Health Care	12.71
5	Financials	9.72
6	Consumer Discretionary	8.96
7	Basic Materials	3.90
8	Utilities	1.23



Powered by data from FE fundinfo

Top Holdings (31 Jul 2024)

Rank	Largest Holdings	%
1	ALPHABET INC CLASS A	3.30
2	MICROSOFT CORP	3.12

Royal London Sustainable Growth R Acc GBP

3	BROADCOM INC	3.03
4	THERMO FISHER SCIENTIFIC INC	2.78
5	VISA INC CLASS A	2.75
6	ASML HOLDING NV	2.68
7	MERCADOLIBRE INC	2.58
8	SCHNEIDER ELECTRIC	2.48
9	TAIWAN SEMICONDUCTOR MANUFACTURING	2.36
10	AMAZON COM INC	2.31