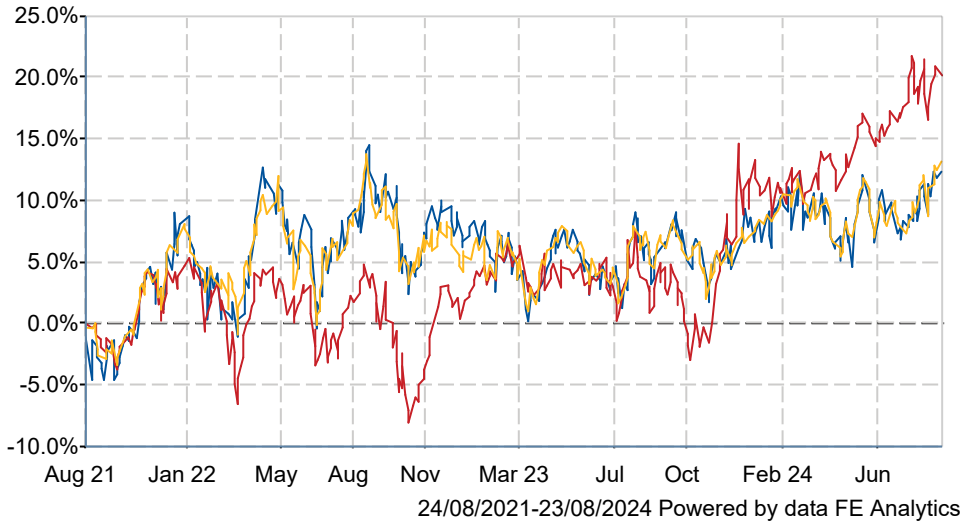


STS Global Income & Growth Trust Plc Red Ords 1P

What is the Fund's objective?

To achieve rising income and long-term capital growth by investment in global equities.


Cumulative Performance



	3m	6m	1yr	3yrs	5yrs
■ STS Global Income & Growth Trust Plc Red Ords 1P	+2.5	+0.2	+6.6	+12.8	+38.5
■ Global Equity Income	+4.0	+6.9	+16.9	+20.3	+52.2
■ NAV	+3.2	+1.1	+7.4	+12.6	+34.7
Rank within sector	3 / 7	7 / 7	5 / 7	4 / 7	5 / 7
Quartile	2	4	3	2	3

Sector	Global Equity Income
Asset Class	Equity
Launch Date	28-Jun-2005
Fund Size	£291.1m / \$384.1m (23-Aug-2024)
Fund Manager	James Harries Tomasz Boniek

How does FE fundinfo rate this fund?

FE fundinfo Crown Rating	
Risk Score	98

Investment Details

Initial Charge	n/a
Annual Charges	n/a
Note to charges	n/a
Minimum Initial Investment	n/a
Minimum Additional Investment	n/a
Dividend Policy	n/a

Management Contract

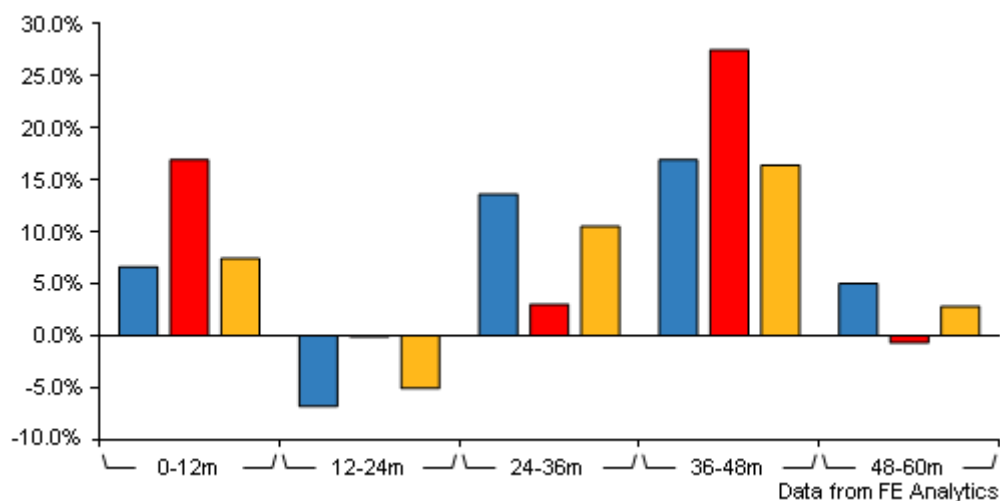
Martin Currie has been appointed as the manager and secretary of the company under investment management and secretarial agreement which is subject to six months notice of termination by either party. During the year ended 31 March 2013 the basic annual management fee of the trust was 0.6% of net assets per annum, payable quarterly.

Prices

Unit Type	INC
Mid	224.00(GBX)
Price Date	23 Aug 2024
Yield	2.92
Discount	-1.90
Diluted NAV	
- Estimate	228.34
- Last Published	228.34 (22-Aug-2024)

STS Global Income & Growth Trust Plc Red Ords 1P

Discrete Performance



	0-12m	12m-24m	24m-36m	36m-48m	48m-60m
STS Global Income & Growth Trust Plc Red Ords 1P	+6.6	-6.8	+13.6	+16.9	+5.0
Global Equity Income	+16.9	-0.1	+3.0	+27.5	-0.7
NAV	+7.4	-5.1	+10.5	+16.4	+2.8
Rank within sector	5 / 7	7 / 7	2 / 7	7 / 7	3 / 7
Quartile	3	4	1	4	2

All prices in Pence Sterling (GBX) unless otherwise specified. Price total return performance figures are calculated using closing mid prices and with net income (dividends) reinvested. NAV total return performance figures are calculated using fully diluted (where applicable) daily estimated NAV figures from Thomson Financial Datastream. Performance figures are shown in Pound Sterling (GBP).

Codes

Citicode	US92
SEDOL	B09G3N2
ISIN	GB00B09G3N23
TIDM	STS

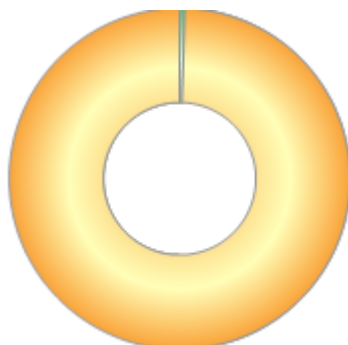
Contact Details

Address	28 Walker Street, Edinburgh, EH3 7HR
Telephone numbers	0131 378 0500 (Main Number)
Website	www.stsplc.co.uk
Email	steven.budge@patplc.co.uk

STS Global Income & Growth Trust Plc Red Ords 1P

Asset Allocation (31 Jul 2024)

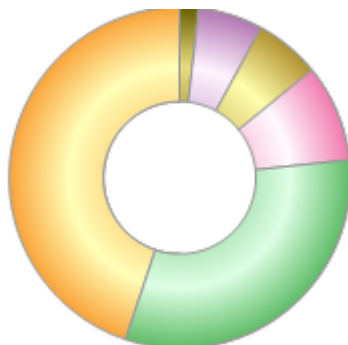
Rank	Asset Classes	%
1	Equities	99.54
2	Cash	0.46



Powered by data from FE fundinfo

Regional Breakdown (31 Jul 2024)

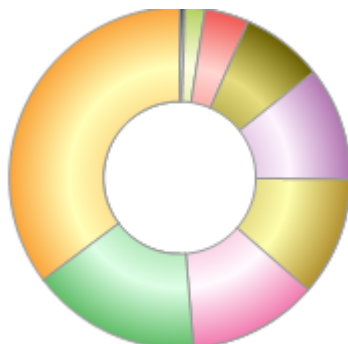
Rank	Regions	%
1	US	44.84
2	UK	31.83
3	Switzerland	9.23
4	Europe	6.19
5	Asia	6.07
6	North America	1.84
7	Cash	0.00



Powered by data from FE fundinfo

Sector Breakdown (31 Jul 2024)

Rank	Sectors	%
1	Consumer Staples	35.30
2	Industrials	16.07
3	Health Care	12.31
4	Information Technology	11.27
5	Consumer Discretionary	10.75
6	Financials	7.77
7	Communication Services	4.16
8	Real Estate	1.91
9	Cash	0.46



Powered by data from FE fundinfo

Top Holdings (31 Jul 2024)

Rank	Largest Holdings	%
1	Unilever	5.82
2	Paychex	5.36

STS Global Income & Growth Trust Plc Red Ords 1P

Rank	Largest Holdings	%
3	BAT	5.15
4	Philip Morris	4.98
5	RELX	4.71
6	PepsiCo	4.64
7	CME	4.40
8	Microsoft	4.38
9	Novartis	4.24
10	ADP	4.16