



Baillie Gifford Health Innovation B Acc

What is the Fund's objective?

The Fund aims to outperform (after deduction of costs) the MSCI AC World Index, as stated in sterling, by at least 2.5% per annum over rolling five-year periods.


Cumulative Performance



	3m	6m	1yr	3yrs	5yrs
 Baillie Gifford Health Innovation B Acc	-2.0	-2.8	-5.4	-47.5	n/a
 IA Healthcare	+4.3	+3.2	+12.3	+3.1	+42.5
Rank within sector	21 / 21	19 / 21	19 / 19	18 / 18	n/a
Quartile	4	4	4	4	n/a

Sector	IA Healthcare
Asset Class	Equity
Launch Date	15-Dec-2020
Fund Size	£28.1m / \$37.1m (23-Aug-2024)
Fund Manager	Julia Angeles Marina Record Rose Nguyen

How does FE fundinfo rate this fund?

FE fundinfo Crown Rating	
Risk Score	189

Investment Details

Initial Charge	0.00%
Annual Charges	0.50%
Note to charges	n/a
Minimum Initial Investment	£ 100,000
Minimum Additional Investment	n/a
Dividend Policy	Jun 30 (Final)

Prices

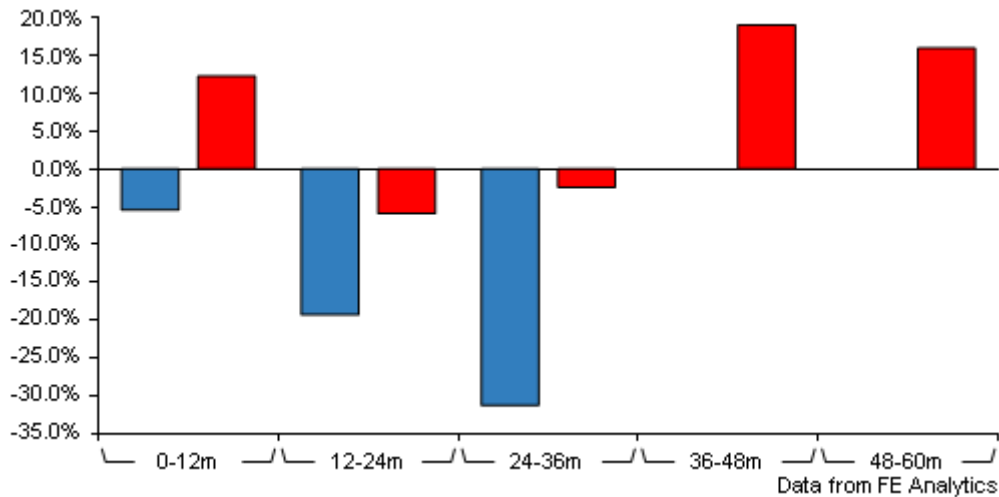
Unit Type	ACC
Mid	57.80(GBX)
Price Date	23 Aug 2024
Yield	0.00

Codes

Citicode	T2PD
SEDOL	BMVLY03
ISIN	GB00BMVLY038

Baillie Gifford Health Innovation B Acc

Discrete Performance



	0-12m	12m-24m	24m-36m	36m-48m	48m-60m
■ Baillie Gifford Health Innovation B Acc	-5.4	-19.3	-31.3	n/a	n/a
■ IA Healthcare	+12.3	-5.9	-2.4	+19.1	+16.0
Rank within sector	19 / 19	19 / 19	18 / 18	n/a	n/a
Quartile	4	4	4	n/a	n/a

All prices in Pence Sterling (GBX) unless otherwise specified. Price total return performance figures are calculated on a bid price to bid price basis (mid to mid for OEICs) with net income (dividends) reinvested. Performance figures are shown in Pound Sterling (GBP).

Contact Details

Address Calton Square, 1 Greenside Row, Edinburgh, EH1 3AN

Telephone numbers +44 (0) 131 275 2000 (Main Number)

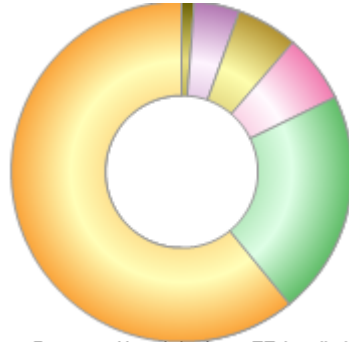
Website www.bailliegifford.com

Email enquiries@bailliegifford.com

Baillie Gifford Health Innovation B Acc

Asset Allocation (30 Jun 2024)

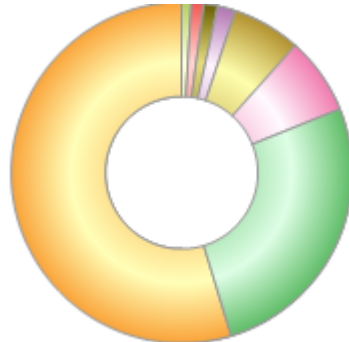
Rank	Asset Classes	%
1	United States Equities	60.90
2	Denmark Equities	21.30
3	Netherlands Equities	6.50
4	Germany Equities	5.80
5	Others Equities	4.30
6	Cash	1.20



Powered by data from FE fundinfo

Regional Breakdown (31 Jul 2024)

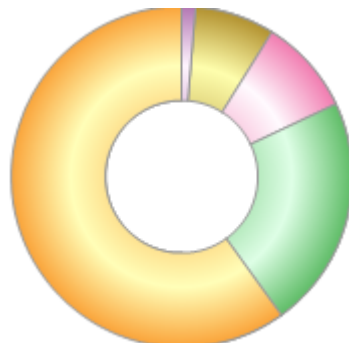
Rank	Regions	%
1	USA	54.72
2	Denmark	26.37
3	Netherlands	7.34
4	Germany	6.51
5	China	1.69
6	Cash & Cash Equivalents	1.26
7	Japan	1.18
8	UK	0.94



Powered by data from FE fundinfo

Sector Breakdown (31 Jul 2024)

Rank	Sectors	%
1	Biotechnology/Medical	59.98
2	Healthcare & Medical Products	22.12
3	Pharmaceuticals	9.06
4	Health Care	7.59
5	Money Market	1.26



Powered by data from FE fundinfo

Top Holdings (31 Jul 2024)

Rank	Largest Holdings	%
1	argenx	7.34
2	Moderna	6.83

Baillie Gifford Health Innovation B Acc

Rank	Largest Holdings	%
3	Alnylam Pharmaceuticals	6.33
4	Ambu	5.44
5	Genmab	5.31
6	ALK-Abello	5.09
7	Novo Nordisk	3.97
8	Sartorius Group	3.74
9	Zealand Pharma	3.56
10	ResMed	3.53