



Threadneedle TPEN Corporate Bond

Fund objective

To invest primarily in sterling denominated UK corporate bonds. It aims to achieve total returns that are 0.75% per annum above its benchmark, gross of fees, over rolling 3 year periods.

Detailed fund information

Unit name Threadneedle TPEN Corporate Bond

FE fundinfo Crown Rating 

Sector Sterling Corporate Bond

Domicile United Kingdom

Fund currency GBX

Unit currency GBX

Launch date 21-Dec-2000

Fund size (as at 31-Mar-2024) £56.4m

Primary asset class Fixed Interest

Inc / Acc Accumulating

Price and charges

Mid price (as at 20-May-2024) GBX 277.97

Initial charge n/a

Annual charge n/a

Codes

Citicode EXF9

ISIN GB00BD1F8B14

Management information

Fund manager Alasdair Ross

Start date 01-Mar-2009

Address Cannon Place, 78 Cannon Street

Tel 0845 113 0274 (Fax Number)
0800 953 0134 (Main Number)

Website

<http://www.columbiathreadneedle.com/>

Email

questions@service.columbiathreadneedle.co.uk

Past performance overview fund vs. sector



17/05/2019 - 17/05/2024 Powered by data from FE fundinfo

Cumulative performance (%)

	YTD	3m	6m	1y	3ys	5ys
Threadneedle TPEN Corporate Bond	+0.3	+2.0	+4.4	+6.5	-10.0	-0.7
Sterling Corporate Bond	+0.3	+1.8	+4.9	+8.0	-8.5	-0.4

Discrete performance (%)

	YTD	2023	2022	2021	2020	2019
Threadneedle TPEN Corporate Bond	+0.3	+8.6	-18.2	-2.8	+9.1	+10.2
Sterling Corporate Bond	+0.3	+9.1	-17.0	-2.5	+7.5	+9.2

Growth of £1000 over 3 years

Total return performance of the fund rebased to 1000. Your actual return would be reduced by the cost of buying and selling the fund, and inflation.





■ Fund

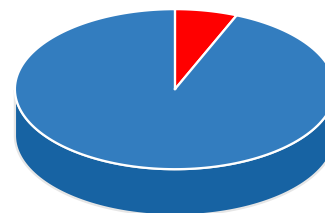
20/05/2021 - 20/05/2024 Powered by data from FE fundinfo

All prices in Pence Sterling (GBX) unless otherwise specified. Price performance figures are calculated on a bid price to bid price basis with net income (dividends) reinvested. Performance figures are shown in Sterling.



Threadneedle TPEN Corporate Bond

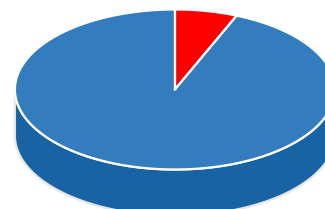
Asset allocation

Key	Rank	Asset class	% of Fund (31.03.2024)
A 	1	UK Corporate Fixed Interest	93.7
B 	2	Cash	6.3



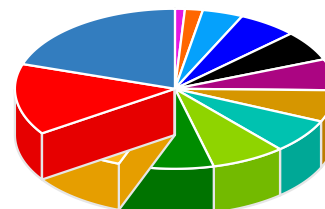
Regional breakdown

Key	Rank	Region	% of Fund (31.03.2024)
A 	1	UK	93.7
B 	2	Cash	6.3



Sector breakdown

Key	Rank	Sector	% of Fund (31.03.2024)
A 	1	Banking	20.0
B 	2	Utility	14.4
C 	3	Sovereign	9.9
D 	4	Commercial Mortgage Backed	9.6
E 	5	Supranational	7.5
F 	6	Government Guaranteed	6.9
G 	7	Other	6.4
H 	8	Cash	6.3
I 	9	Real Estate	6.1
J 	10	Insurance	6.0
K 	11	Telecommunications	4.1
L 	12	Agency	1.8
M 	13	Capital Goods	1.0



Top ten holdings

Rank	Holding	% of Fund (31.12.2023)
1	GOV OF UK 1.25% 22-OCT-2041	7.4
2	KFW 0.125% 30-DEC-2026	3.5
3	EUROPEAN INVESTMENT BANK 0.75% 15-NOV-2024	3.4
4	INTERNATIONAL BANK FOR RECONSTRUCTION & DEVELOPMENT 0.25% 23-SEP-2027	2.1
5	SOUTHERN WATER SERVICES (FINANCE) LTD. 1.625% 30-MAR-2027	1.8
6	E.ON INTERNATIONAL FINANCE BV 6.25% 03-JUN-2030	1.7
7	VERIZON COMMUNICATIONS INC. 1.875% BDS 19/09/30 GBP1000	1.6
8	HEATHROW FUNDING LTD. 6.75% 03-DEC-2026	1.5
9	NORTHUMBRIAN WATER FINANCE PLC 1.625% 11-OCT-2026	1.5
10	GOV OF UK 1.75% 07-SEP-2037	1.3