



Schroder European Smaller Companies Z Acc

What is the Fund's objective?

The fund aims to provide capital growth in excess of the Euromoney Smaller Europe ex UK (Gross Total Return) index (after fees have been deducted) over a 3 to 5 year period by investing in equities of small-sized European companies, excluding the UK.

Cumulative Performance




	3m	6m	1yr	3yrs	5yrs
 Schroder European Smaller Companies Z Acc	-2.5	+3.4	+11.4	-15.6	+30.1
 IA European Smaller Companies	-2.6	+5.1	+13.2	-11.1	+32.3
Rank within sector	13 / 26	17 / 25	19 / 26	19 / 26	16 / 25
Quartile	2	3	3	3	3

Fund Information

Sector	IA European Smaller Companies
Asset Class	Equity
Launch Date	22-Aug-1989
Fund Size	£109.9m / \$145.0m (23-Aug-2024)
Fund Manager	Luke Biermann

How does FE fundinfo rate this fund?

FE fundinfo Crown Rating	
Risk Score	136

Investment Details

Initial Charge	0.00%
Annual Charges	0.94%
Note to charges	Initial Charges: max.;
Minimum Initial Investment	£ 50,000
Minimum Additional Investment	£ 10,000
Dividend Policy	Dec 01 (Final)

Prices

Unit Type	ACC
Mid	177.30(GBX)
Price Date	23 Aug 2024
Yield	0.97

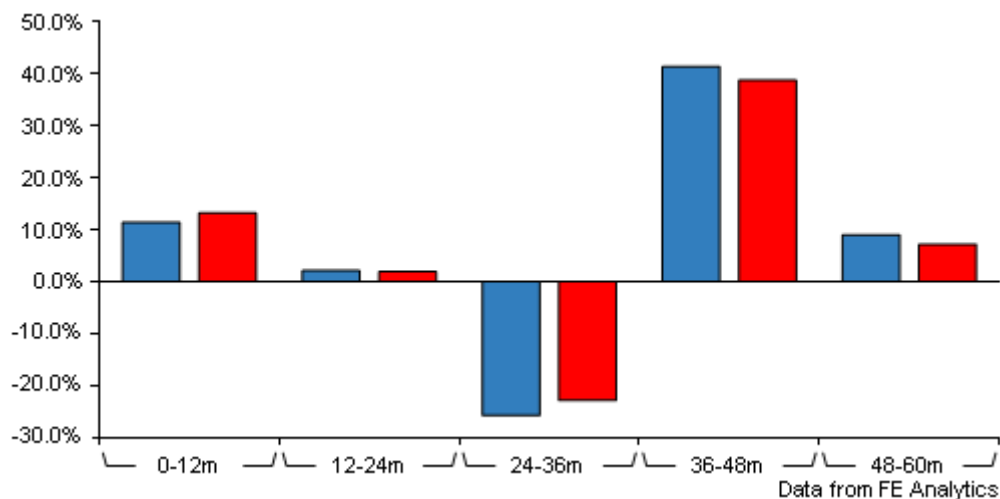
Codes

Citicode	0HCV
SEDOL	B76V5M2
ISIN	GB00B76V5M20

Contact Details

Address	1 London Wall Place, London, EC2Y 5AU
Telephone numbers	44 (0)20 7658 6000 (Main Number)
Website	www.schroders.co.uk

Schroder European Smaller Companies Z Acc



	0-12m	12m-24m	24m-36m	36m-48m	48m-60m
■ Schroder European Smaller Companies Z Acc	+11.4	+2.1	-25.8	+41.4	+9.0
■ IA European Smaller Companies	+13.2	+1.9	-22.9	+38.8	+7.2
Rank within sector	19 / 26	12 / 26	19 / 26	10 / 26	10 / 25
Quartile	3	2	3	2	2

All prices in Pence Sterling (GBX) unless otherwise specified. Price total return performance figures are calculated on a bid price to bid price basis (mid to mid for OEICs) with net income (dividends) reinvested. Performance figures are shown in Pound Sterling (GBP).

Schroder European Smaller Companies Z Acc

Asset Allocation (31 Jul 2024)

Rank	Asset Classes	%
1	Swedish Equities	16.19
2	Swiss Equities	15.06
3	German Equities	11.91
4	Belgian Equities	11.66
5	Italian Equities	8.44
6	Spanish Equities	7.24
7	Money Market	6.26
8	Norwegian Equities	5.10
9	UK Equities	4.57
10	Others	13.57



Powered by data from FE fundinfo

Regional Breakdown (31 Jul 2024)

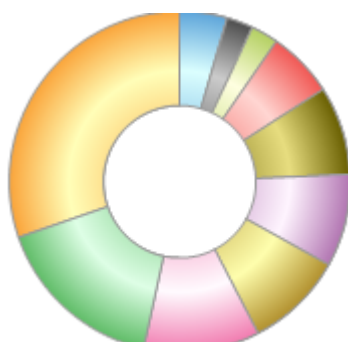
Rank	Regions	%
1	Sweden	16.19
2	Switzerland	15.06
3	Germany	11.91
4	Belgium	11.66
5	Italy	8.44
6	Spain	7.24
7	Liquid Assets	6.26
8	Norway	5.10
9	United Kingdom	4.57
10	Others	13.57



Powered by data from FE fundinfo

Sector Breakdown (31 Jul 2024)

Rank	Sectors	%
1	Industrials	30.29
2	Consumer Discretionary	16.34
3	Health Care	11.00
4	Financials	9.30
5	Real Estate	8.81
6	Technology	8.42
7	Liquid Assets	6.26
8	Basic Materials	2.62
9	Energy	2.48
10	Others	4.48



Powered by data from FE fundinfo

Top Holdings (31 Jul 2024)

Rank	Largest Holdings	%
1	Bank of Ireland Group PLC	3.66
2	D'ieteren Group	3.60

Schroder European Smaller Companies Z Acc

3	DU & CU AG	3.45
4	Bankinter SA	3.36
5	Hemnet Group AB	3.27
6	Warehouses De Pauw CVA	3.06
7	CTS Eventim AG & Co KGaA	2.98
8	Reply SpA	2.91
9	Borregaard ASA	2.62
10	Nexans SA	2.62