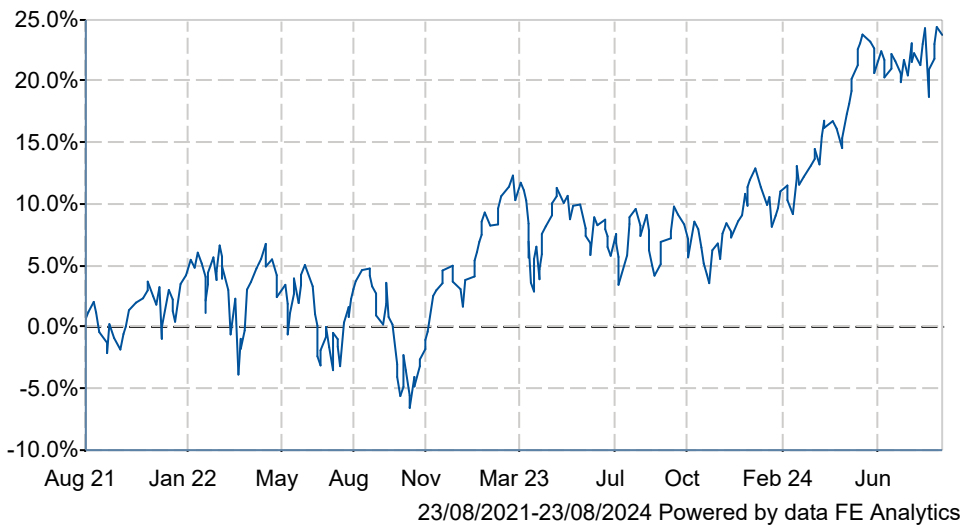


# Scottish Widows UK Equity Tracker I Acc

## What is the Fund's objective?

To track the performance of the UK equity market as represented by the FTSE All-Share Custom Screened Index (the "Benchmark Index"), before deduction of fees, by investing in UK shares. The Benchmark Index provides a representation of the returns of securities in the UK equity market with exclusions based on the ACD's screening criteria. For further information on this fund's policy and objectives, please refer to the Key Investor Information Document or the Prospectus. These documents can be accessed via the following links:

## Cumulative Performance



	3m	6m	1yr	3yrs	5yrs
Scottish Widows UK Equity Tracker I Acc	+0.4	+10.2	+18.8	+23.7	+36.9

Benchmark	n/a
Asset Class	Equity
Launch Date	02-Mar-1998
Fund Size	£3,663.3m / \$4,833.4m (31-Jul-2024)

## How does FE fundinfo rate this fund?

Risk Score **102**

## Investment Details

Initial Charge	0.50%
Annual Charges	0.25%
Note to charges	n/a
Minimum Initial Investment	£ 1,000,000
Minimum Additional Investment	£ 500,000
Dividend Policy	Apr 01, Oct 01 (Final)

## Prices

Unit Type	ACC
Mid	383.20[GBX]
Price Date	23 Aug 2024
Yield	3.20

## Codes

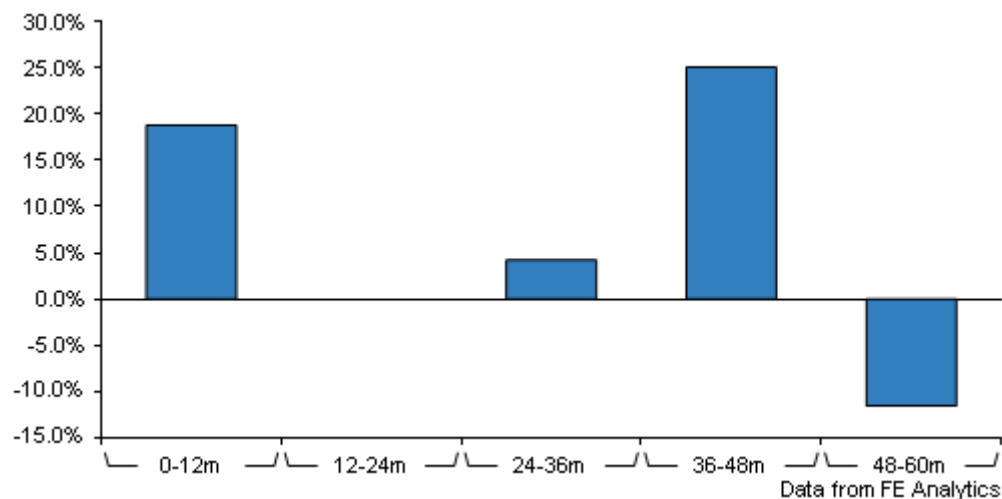
Citicode	SJ23
SEDOL	3190511
ISIN	GB0031905119

## Contact Details

Address	Scottish Widows, PO Box 24171, 69 Morrison Street, Edinburgh, EH3 1HL
Telephone numbers	MN (Main Number)
Website	<a href="http://www.scottishwidows.co.uk">www.scottishwidows.co.uk</a>

# Scottish Widows UK Equity Tracker I Acc

## Discrete Performance



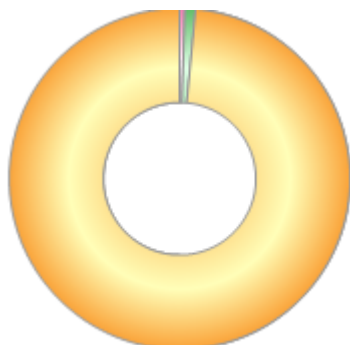
	0-12m	12m-24m	24m-36m	36m-48m	48m-60m
Scottish Widows UK Equity Tracker I Acc	+18.8	+0.0	+4.2	+25.1	-11.6

All prices in Pence Sterling (GBX) unless otherwise specified. Price total return performance figures are calculated on a bid price to bid price basis (mid to mid for OEICs) with net income (dividends) reinvested. Performance figures are shown in Pound Sterling (GBP).

# Scottish Widows UK Equity Tracker I Acc

## Asset Allocation (30 Jun 2024)

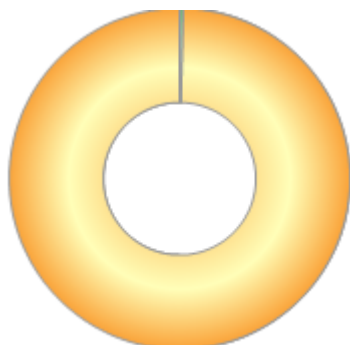
Rank	Asset Classes	%
1	UK Equities	99.00
2	Futures	0.99
3	Other	0.46
4	Money Market	-0.45



Powered by data from FE fundinfo

## Regional Breakdown (30 Jun 2024)

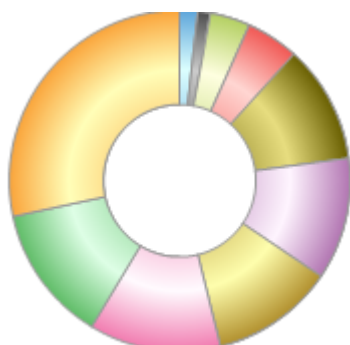
Rank	Regions	%
1	UK	99.70
2	Other	0.30



Powered by data from FE fundinfo

## Sector Breakdown (30 Jun 2024)

Rank	Sectors	%
1	Financials	28.36
2	Industrials	12.96
3	Health Care	12.54
4	Oil & Gas	11.73
5	Consumer Services	11.61
6	Consumer Goods	11.19
7	Basic Materials	4.98
8	Utilities	3.75
9	Telecommunications	1.22
10	Others	1.66



Powered by data from FE fundinfo

## Top Holdings (30 Jun 2024)

Rank	Largest Holdings	%
1	ASTRAZENECA PLC	8.06
2	SHELL PLC	7.89

# Scottish Widows UK Equity Tracker I Acc

Rank	Largest Holdings	%
3	HSBC HOLDINGS PLC	5.61
4	UNILEVER PLC	4.66
5	BP PLC	3.49
6	RELX PLC	2.96
7	GLAXOSMITHKLINE	2.66
8	RIO TINTO PLC	2.42
9	DIAGEO PLC	2.41
10	LONDON STOCK EXCHANGE GROUP PLC	2.03